



# **Proposed Merge of SSELC and WAEC 2013-14**




# **SSELC Enrollment 2012-13 Grades K-1**




## SSELG Enrollment 2012-13 Grades K-1

GRADE LEVEL	CURRENT ENROLLMENT	CURRENT SECTIONS	AVERAGE CLASS SIZE
K	172	8	22
1	143	6	24




# **WAEC Enrollment 2012-13 Grades 2-6**




**WAEC Enrollment  
2012-13  
Grades 2-6**

<b>GRADE LEVEL</b>	<b>CURRENT ENROLLMENT</b>	<b>CURRENT SECTIONS</b>	<b>AVERAGE CLASS SIZE</b>
2	141	6	24
3	158	6	26
4	164	7	23
5	173	7	25
6	181	8	23





# **Proposed WAEC Enrollment 2013-14 Grades K-5**




**Proposed  
WAECE Enrollment  
2013-14  
Grades K-5**

<b>GRADE LEVEL</b>	<b>PROPOSED ENROLLMENT</b>	<b>PROPOSED SECTIONS</b>	<b>PROPOSED AVERAGE CLASS SIZE</b>
K	145	6	24
1	172	7	25
2	143	6	24
3	141	6	24
4	158	6	27
5	164	6	28




WARREN AREA ELEMENTARY CENTER																	
2005-06			178	161	191	173								703	0		703
2006-07			148	183	169	194								694	0		694
2007-08			202	156	186	172								716	0		716
2008-09			175	211	167	192								745			745
2009-10			180	183	214	166								743			743
2010-11			173	181	182	207								743			743
2011-12			160	173	183	174								690			690
2012-13			138	163	169	178	191							839			839






# Capacity of WAEC

- WTW Architects were asked to review occupancy for WAEC
- Using IEBC (International Existing Building Code)
- Examination of the existing floor plan to determine if the increase of student population was possible without endangering the health, safety, and welfare of the student population has been completed
- WAEC meets and exceeds Code at a capacity of 998 students – at this point, an enrollment of 924 is anticipated



# Title I Program

- SSEL currently has two Title I teachers
- WAEC currently has three Title I teachers
- Regardless of whether the merge occurs or not, there will likely be four Title I teachers assigned to the Central Attendance Area in 13-14 due to expected cuts in Title I funding
- The proposed plan includes four rooms for Title I support




# Special Education Program

- The proposed plan assumes the reassignment of emotional support and autistic support programs to YEMS
- This plan to move these programs is recommended whether SSEL C merges with WAEC or not
- This plan includes two life skills classrooms
- This plan includes five learning support classrooms
- This plan includes a therapy room for OT / PT
- This plan includes a speech / language therapy room


# Specials

- The proposed plan would necessitate 37 regular education sections of specials time needed for physical education, music, art and library.
- There is time in each of the rooms for 40 sections of specials instruction.
- Life skills would add two sections to make the total 39




# Gym

- The gym is designed to have two classes operational at one time.
- At this time, we do not foresee a need to separate the space and run two classes simultaneously
- The stage area of the gymnasium is also designed as a classroom space.
- Instrumental instruction currently takes place on the stage, and this plan would continue this use of the space




# Library

- Story time area within the library will be ideal for K-1 instruction
- Library at WAEC has the capacity to hold SSELC collection



# Art


- This plan allows WAEC to retain a dedicated art room outfitted with a kiln



# Music


- This plan allows WAEC to retain a dedicated music room for vocal and general music instruction






# Lunch

- WAEC currently runs four lunches and would continue to run four lunches in the proposed plan
- WAEC currently operates these four lunches with five grade levels – splitting grade levels for lunch is feasible



# Technology

- Current computer labs @ WAEC would remain labs in proposed plan
- Viable computers from SSEL C will be moved to WAEC
- SMARTBoards from SSEL C will be moved to WAEC




# Large Group Instruction Area

- Large group instruction area is open in the proposed plan
- This area gives the plan a tremendous amount of flexibility in planning programs and additional needs for space


# Playground

- If the Board decides to move forward on the SSELG / WAEC merge, principals will begin to work with PTO on movement of SSELG playground to WAEC
- Support from Buildings & Grounds will be needed to assist in preparing the space.




# Parking

- Adequate parking is available for staff
- Events at WAEC are planned by grade level in order to manage parent parking
- Overflow parking is available @ WAHS and WCCC
- Sometimes buses are used to shuttle parents to / from the WCCC parking lot




# Traffic

- Improvements to the traffic flow at WAEC need to be made regardless of whether this merge occurs or not
- Parent drop-off and pick-up needs to be restructured and communicated with parents
- Staffing needs to be addressed to help enforce appropriate drop-off and pick-up procedures



# Transition Activities


- Kindergarten visitation will be scheduled during the day
- First grade visitation will be scheduled during the day
- Pre-schools will be invited to visit during the day
- Meet your teacher night will be scheduled
- PTO is planning to host a meeting to function as a Q&A for parents
- SELC staff will be invited to an orientation of the WAEC facility
- Individual IEPs will drive the transition process for special education students



# **Will This Have an Impact on Activities Scheduled at WAEC Over the Summer?**

- Summer Music School
- Extended School Year
- 21st Century Tutoring
- School Based Behavioral Health
- Summer Lunch Program






# Teacher Comments

# Timeline Considerations

- The vote to close can occur at this point, as prerequisite mandated actions pertaining to hearings have taken place
- Employees must receive written notice at least 60 days prior to the date on which the next school term commences
- PDE must be notified of the closing date prior to the closing date and after 60 day notices have been sent – this should be sent no later than August 1st



# Initial Savings Projections


At one point the Superintendent presented an estimated savings of \$800,000 – why is it less?

- Some classroom teacher savings were realized in 12-13
- Some aide savings were realized in 12-13

# Current Proposed Savings

Current savings can be calculated at approximately \$500,000 if South Street Early Learning Center is closed and Warren Area Elementary Center becomes K-5. Savings would be realized in the following areas:

- Administration
- Teaching staff
- Aides
- Secretaries
- Custodians
- Utilities & Maintenance



# Additional Benefits

- Primary grades together
- Intermediate grades together
- Acceleration opportunities
- Greater convenience for parents with multiple children
- PTO activities will be easier to manage and plan
- Cross grade-level interactions