




Warren County School District



Contracting...how it works

- **5 Year Contract with 4 – 1 year renewals**
 - **Cost Per Meal billing**
- **Fee- Administrative and Management-CPI**
 - **Deposits, sales, pricing**
 - **Staff – on District payroll**
 - **Guaranteed Bottom line**
- **The District has full control of the program**
 - **Buying Power and Support**



Healthy Hunger Free Kids Act of 2010 (HHFKA)

Implementation of this Rule will result in more nutritious school meals that improve the dietary habits of school children, full academic potential and protect their health.

**Focus: More Fruits/Vegetables-
Sodium Limits- Whole Grains**

Effect on Nationwide Lunch participation

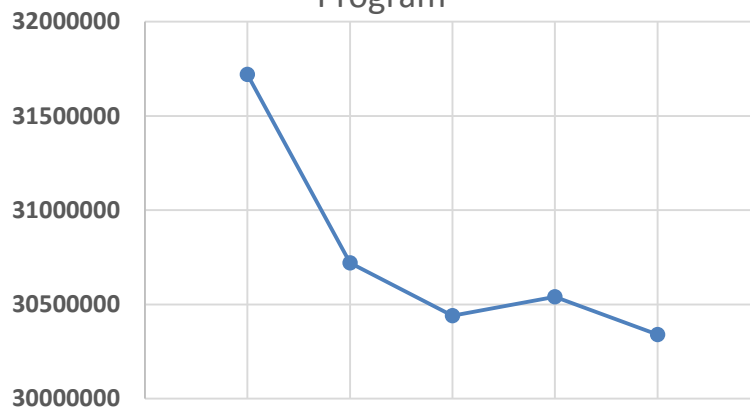
2010/11	31.8 Million Lunches Served
2012/13	First year of HHFKA
2013/14	30.3 Million Lunches Served

Loss of 1.5 Million Lunches Served to Children in Schools

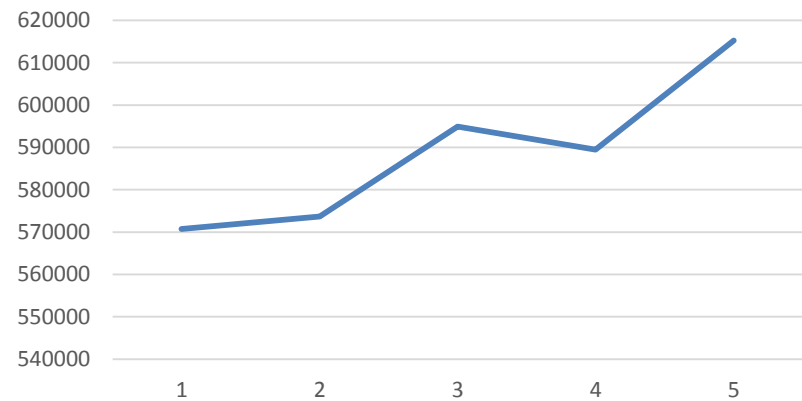


National VS District Trend

National Trends for School Lunch Program



District Meals - 5 year trend



Reflects Breakfast, Lunch and A la Carte sales



Changes in Offer versus Serve regulations

Student may decline 1 food item at breakfast but must select $\frac{1}{2}$ cup Fruit or $\frac{1}{2}$ cup Vegetable.

Student may decline 2 food items at lunch but must select $\frac{1}{2}$ cup Fruit or $\frac{1}{2}$ cup Vegetable.



Lunch Requirements

**Check out
these lunch trays....**



Breakfast Requirements

**Check out
these breakfast trays....**




Healthy Hunger Free Kids Act of 2010 (HHFKA)



SMART SNACKS

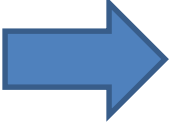
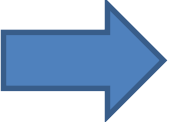
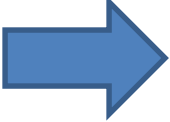
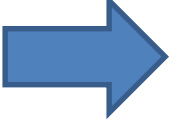
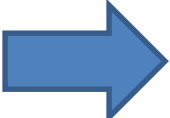
- Must be Whole Grain Rich
- Calorie Limits
- Sodium Limits
- Sugar Limits
- New standards for Beverages
- Midnight before to 30 minutes after the school day



Paid Lunch Equity

- Reimbursement from Free and Reduced Price meals is not subsidizing the cost of the paid meal
- Only applies to lunch prices for the Paid Meal
- Average price of Paid Meal is difference between Free Reim. And Paid Reimbursement or **\$2.92**

A la Carte – What is it and Why?

-  **Includes snacks, adult meals, drinks, extra entrée's**
-  **Helps to offset expenses**
-  **Is not Reimbursable**
-  **Must be priced so that the Reimbursable meal is a better deal.**
-  **Pricing based on 40% or lower food cost**

Adult Meals/Pricing

Per PDE regulations...

Highest Student Paid Price
+ State Reimb
+ Federal Paid Reim
+ USDA commodity rate(lunch only)
= Adult Brkfst/ Lunch Price

$$\text{\$1.00} + \text{\$.10} + .30 + \text{N/A} = \text{\$1.40}$$

$$\text{\$2.40} + \text{\$.10} + \text{\$.33} + \text{\$.23} = \text{\$3.06}$$

District cannot claim adult meals for reimbursement

Reimbursement Rates

State

\$.10 per Breakfast/Lunch

***Additional \$.02 /Lunch**

***Additional \$.04 /Lunch if Breakfast over 20%**

Federal

•\$.30 per Paid Breakfast

•\$1.79 per Reduced Breakfast

•\$2.09 per Free Breakfast

•\$.33 per Paid Lunch

•\$2.85 per Reduced Lunch

•\$3.25 per Free Lunch

•\$.06 for each Lunch with Menu compliance (\$21,000)

•USDA Commodities (Approx. \$81,000)



Professional Standards



USDA has established minimum professional standards requirements for ALL school nutrition program employees

**12 hours
per year
for
Directors**

**10
hours/year
for
managers**

**6 hours per
year staff
over 20
hours/week**

**4 hours per
year for staff
working
under 20
hours per
week**



*We are proud to manage your
program!*

Thank You!

