

Salary and Benefit Information

Information is accurate as of last payroll calculation.

Salary Statement:

Job Class	Rate	Annual Salary
SECONDARY TEACHER(Primary)	\$2,298.58	\$59,763.00
BLOCK COVERAGE	\$28.20	\$0.00

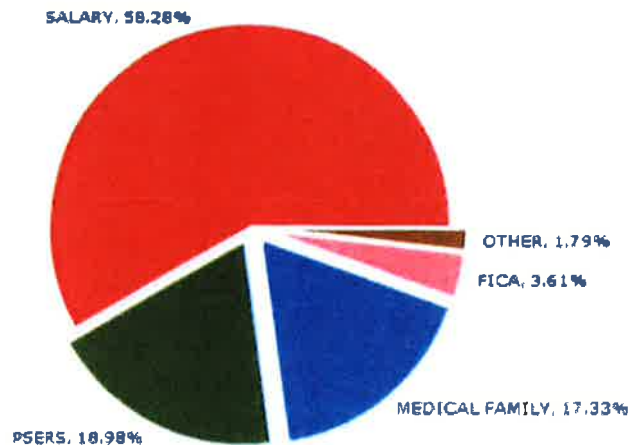
Total Salary: 59,763.00
Paid Fiscal Year To Date: 44,293.42

Benefits Statement:

Deduction	Employer Paid Annual	Employer Fiscal Year To Date	Employee Fiscal Year To Date
PSERS	\$19,464.81	\$14,426.41	\$3,321.96
STATE UNEMP INC TAX	\$0.00	\$0.00	\$28.70
LOCAL SERVICES TAX	\$0.00	\$0.00	\$20.00
MEDICAL FAMILY	\$17,764.56	\$13,323.42	\$918.00
IRS SECTION 125 MEDICAL	\$0.00	\$0.00	\$842.08
DENTAL FAMILY COVERAGE	\$894.48	\$670.86	\$0.00
LIFE INS 50,000	\$77.40	\$58.05	\$0.00
WCEA DUES 52.47	\$0.00	\$0.00	\$734.58
KADES MARG EE403B	\$0.00	\$0.00	\$910.00
DIRECT DEP	\$0.00	\$0.00	\$32,130.51
FICA	\$3,705.31	\$2,637.11	\$2,637.11
MEDICARE	\$866.56	\$616.77	\$616.77

Total Benefit Cost:	\$42,773.12
Total Employee Compensation:	\$102,536.12
Benefits as a Percentage of Earnings:	71.57%
Benefits as a Percentage of Total Employee Compensation:	41.72%

Salary and Benefits Pie Chart (Percentages are based on Total Employee Compensation. NOTE: a percentage less than 0.02 will be accumulated in OTHER)



Salary and Benefit Information

Information is accurate as of last payroll calculation.

Salary Statement:

Job Class	Rate	Annual Salary
LEARNING SUPPT AIDE CL B(Primary)	\$11.75	\$10,986.25
TUTORING (REG)	\$18.00	\$0.00
TUTORING (#2 STAFF DEV)	\$18.00	\$0.00

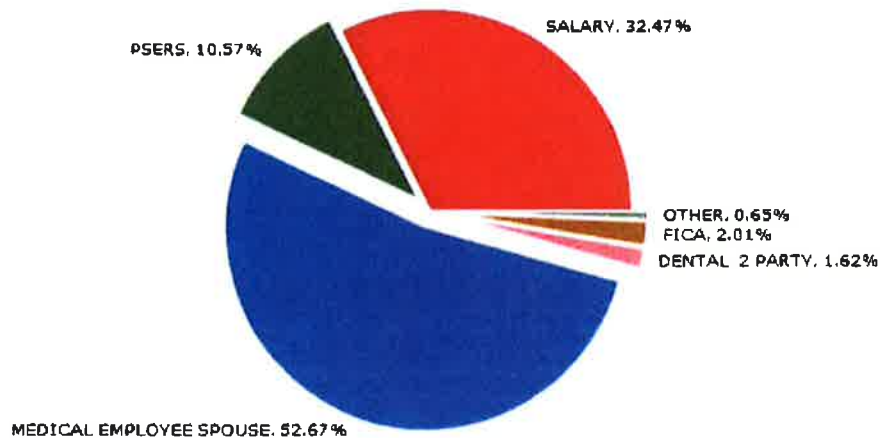
Total Salary: 10,986.25
Paid Fiscal Year To Date: 10,413.92

Benefits Statement:

Deduction	Employer Paid Annual	Employer Fiscal Year To Date	Employee Fiscal Year To Date
PSERS	\$3,578.22	\$2,223.33	\$511.98
STATE UNEMP INC TAX	\$0.00	\$0.00	\$6.56
LOCAL SERVICES TAX	\$0.00	\$0.00	\$18.00
MEDICAL EMPLOYEE SPOUSE	\$17,823.72	\$2,970.64	\$150.00
DENTAL 2 PARTY	\$549.60	\$91.60	\$0.00
LIFE INS 40,000	\$61.92	\$10.32	\$0.00
SERV DUES 10 MONTH	\$0.00	\$0.00	\$113.68
DIRECT DEP	\$0.00	\$0.00	\$4,703.45
FICA	\$881.15	\$636.36	\$636.36
MEDICARE	\$159.30	\$148.82	\$148.82

Total Benefit Cost:	\$22,853.91
Total Employee Compensation:	\$33,840.16
Benefits as a Percentage of Earnings:	208.02%
Benefits as a Percentage of Total Employee Compensation:	67.53%

Salary and Benefits Pie Chart (Percentages are based on Total Employee Compensation, NOTE: a percentage less than 0.02 will be accumulated in OTHER)





Please contact the Human Resources Department to report inaccuracies.

Information**Employee ID:****First Name:****Middle Name:****Last Name:****Suffix:****Address 1:****Address 2:****City:****State:****Zip:****Personal Email:****Other Phone:****Years in District:****Years in Total:****Emergency Contact:****Physician:****Spouse:****Staff State ID:****Previous Name:****Release Information:****Phone Number:****Work Phone:****Work Email:****Birth Date:****Hire Date:****Department:****Check Location:****Personal Cell Phone:****Emergency Cell Phone:****Years in State:****Emergency Phone:****Physician Phone:****Spouse Phone:****Employee Group Life Over 50k****Grplife Code:****No. Pays:****Grplife Ins:**



Employee Access Center

New paychecks will be posted each Friday morning.

Payroll Check Information

<u>Check Number</u>	<u>Check Date</u>	<u>Pay Type</u>	<u>Manual/Void/Adjustment</u>	<u>Net Pay</u>
	05/11/2018	Direct Deposit		\$1,650.24
	04/27/2018	Direct Deposit		\$1,650.24
	04/13/2018	Direct Deposit		\$1,650.24
	03/29/2018	Direct Deposit		\$1,690.16
	03/16/2018	Direct Deposit		\$1,650.24
	03/02/2018	Direct Deposit		\$1,650.24
	02/16/2018	Direct Deposit		\$1,715.74
	02/02/2018	Direct Deposit		\$1,730.86
	01/19/2018	Direct Deposit		\$1,650.24
	01/05/2018	Direct Deposit		\$1,635.72
	12/22/2017	Direct Deposit		\$1,808.78
	12/08/2017	Direct Deposit		\$1,743.29
	11/22/2017	Direct Deposit		\$1,637.49
	11/10/2017	Direct Deposit		\$1,637.49
	10/27/2017	Direct Deposit		\$1,689.96
	10/13/2017	Direct Deposit		\$1,689.96
	09/29/2017	Direct Deposit		\$1,771.08
	09/15/2017	Direct Deposit		\$1,729.38
	09/01/2017	Direct Deposit		\$1,749.16
	06/23/2017	Direct Deposit		\$1,657.59
	06/23/2017	Direct Deposit		\$1,698.77
	06/23/2017	Direct Deposit		\$1,698.77
	06/23/2017	Direct Deposit		\$1,698.77
	06/09/2017	Direct Deposit		\$1,626.01
	05/26/2017	Direct Deposit		\$1,663.73
	05/12/2017	Direct Deposit		\$1,626.01

[1](#) [2](#) [3](#) [4](#) [5](#) [6](#) [7](#) [8](#) [9](#) [10](#) [11](#) [12](#) [13](#) [Next >>](#)

Net Pay value for Direct Deposit checks shows the Net Pay before the direct deposit deduction(s).




Note: A PDF document viewer is required to view paychecks.



Print W2's

Available Years	Sequence Number	Control Number/ Batch
2005	0	2005
2006	0	2006
2007	0	2007
2008	0	2008
2009	0	2009
2010	0	2010
2011	0	2011
2012	0	2012
2013	0	2013
2014	0	2014
2015	0	2015
2016	0	2016
2017	0	2017



Note: A PDF document viewer is required to view W2 forms.


 eFinancePLUS
 a PLUS 360 Application

Employee Access Center

Important Note on "What If" Paycheck Calculator: The results of the "What If" Paycheck Calculator are designed to provide general guidance and estimates. It should not be relied upon to calculate exact taxes, payroll or other financial data. This calculation is not intended to provide tax or legal advice. You should refer to a professional advisor or accountant regarding any specific requirements or concerns.

"What If" Paycheck Calculator**Pay Information**

Pay Description	Hours/Days	Pay Rate	Amount
SECONDARY TEACHER - REG EARN			2,298.58
BLOCK COVERAGE - BLOCK COV	0.0000	28.20000	0.00
TOTAL PAY:			2,298.58

Taxes

Tax Authority	Exempt	Filing Status	# of Exemptions	Additional Withholding
Federal	N - Not Exempt ✓	MARRIED ✓	9	0.00
State: PA ✓	N - Not Exempt ✓	MARRIED ✓	9	0.00
Locality: GLADE TOWNSHIP(S) ✓	N - Not Exempt ✓	MARRIED ✓	9	0.00



Leave is accurate to the last paycheck.

Leave Calendar

Leave Banks

August 2017							September 2017							October 2017							November 2017							
S	M	T	W	T	F	S	S	M	T	W	T	F	S	S	M	T	W	T	F	S	S	M	T	W	T	F	S	
		1	2	3	4	5						1	2		1	2	3	4	5	6	7			1	2	3	4	
6	7	8	9	10	11	12	3	4	5	6	7	8	9	8	9	10	11	12	13	14	5	6	7	8	9	10	11	
13	14	15	16	17	18	19	10	11	12	13	14	15	16	15	16	17	18	19	20	21	12	13	14	15	16	17	18	
20	21	22	23	24	25	26	17	18	19	20	21	22	23	22	23	24	25	26	27	28	19	20	21	22	23	24	25	
27	28	29	30	31			24	25	26	27	28	29	30	29	30	31					26	27	28	29	30			
December 2017							January 2018							February 2018							March 2018							
S	M	T	W	T	F	S	S	M	T	W	T	F	S	S	M	T	W	T	F	S	S	M	T	W	T	F	S	
					1	2		1	2	3	4	5	6						1	2	3					1	2	3
3	4	5	6	7	8	9	7	8	9	10	11	12	13	4	5	6	7	8	9	10	4	5	6	7	8	9	10	
10	11	12	13	14	15	16	14	15	16	17	18	19	20	11	12	13	14	15	16	17	11	12	13	14	15	16	17	
17	18	19	20	21	22	23	21	22	23	24	25	26	27	18	19	20	21	22	23	24	18	19	20	21	22	23	24	
24	25	26	27	28	29	30	28	29	30	31				25	26	27	28				25	26	27	28	29	30	31	
31																												
April 2018							May 2018							June 2018														
S	M	T	W	T	F	S	S	M	T	W	T	F	S	S	M	T	W	T	F	S								
1	2	3	4	5	6	7			1	2	3	4	5							1	2							
8	9	10	11	12	13	14	6	7	8	9	10	11	12	3	4	5	6	7	8	9								
15	16	17	18	19	20	21	13	14	15	16	17	18	19	10	11	12	13	14	15	16								
22	23	24	25	26	27	28	20	21	22	23	24	25	26	17	18	19	20	21	22	23								
29	30						27	28	29	30	31			24	25	26	27	28	29	30								

WORK DAY
NON WORK DAY
HOLIDAY
WEEKEND DAY
SICK TEACHERS
TEACHER PERSONAL
MISCELLANEOUS

View History Leave: Current Calendar ▼