



Warren County School District

Eisenhower Middle/High School Capacity Study

Prepared by:

Thomas & Williamson
Program Management

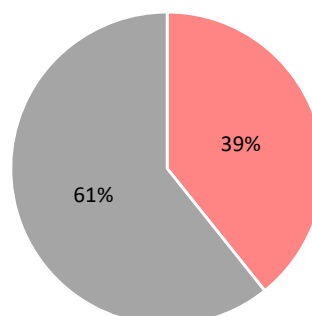
-Baseline capacity and utilization data
-Includes district updates
-Using unfactored capacities at 7 periods per day
November 22, 2022

Eisenhower Middle/High School Capacity Per Period

Warren County School District | Capacity Study

Art Department - Course Participation	
Course	Avg. Student Periods/Day
Art 7	13
HS Art I	11
HS Art I	8
Art 6	23
Totals	55

Total Utilization Rate



■ Available Student Periods Utilized
■ Surplus Student Period Capacity

Art Department - Space Availability		
Room #	Primary Use	Available Capacity
F101	Art	140
Department Capacity		140

Art Department - Room Loading				
Room #	Courses Provided	Avg. Student Periods Per Day	Avg. Student Teacher Asst. Periods Per Day	Percent Utilized
F101	Art 7	13	0	9.29% *
F101	HS ART I	11	0	7.86% *
F101	Art 6	23		16.43%
F102	HS ART I	8	0	5.71%
		55	0	39.29%
Department Total		55	0	

Average students per period: 14

Average students per period: 14

Average Efficiency of Rooms Utilized by this Department: **39.29%**

Additional Notes:

* Classes offered this period are offered per semester/marking period vs entire year; 1st semester/marking period student total use
Teacher travels to Elementary School Periods 5-7

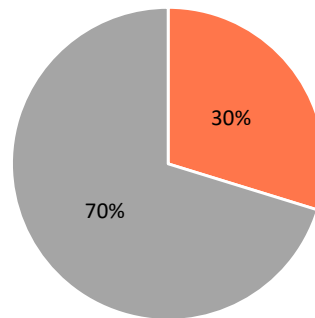
Eisenhower Middle/High School Capacity Per Period

Warren County School District I | Capacity Study

Computer & Technology Department - Course Participation

Course	Avg. Student Periods/Day
Computer 6	22
Computer 8	39
Computer 9	
RSS 6	14
RSS 7	15
LIB 6	18
STEM 6	24
STEM 8	31
STEM 9	42
TECH 8	28
Advisory	
Total	233

Total Utilization Rate



■ Available Student Periods Utilized
■ Surplus Student Period Capacity

Computer & Technology Department - Space Availability

Room #	Primary Use	Available Capacity
G108	Computer	140
F102	Shares loading with G108	0
LIB	Communications	140
???	STEM/Tech	140
Department Capacity		420

Treat as combo

Computer & Technology Department - Room Loading

Room #	Courses Provided	Avg. Student Periods Per Day	Avg. Student Teacher Asst. Periods Per Day	Percent Utilized
G108	Computer 8	13	0	9.29% *
G108	Computer 6	22	0	15.71% *
G108	Computer 8	26	0	18.57% *
G108	Advisory		0	0.00%
		61	0	43.57%
LIB	RSS 7	15	0	10.71% *
LIB	RSS 6	14	0	10.00%
LIB	LIB 6	18	0	12.86% *
LIB	Advisory		0	0.00%
		47	0	33.57%
???	STEM 6	24	0	17.14% *
???	STEM 9	18	0	12.86% *
???	STEM 9	24	0	17.14% *
???	STEM 9	0	0	0.00%
???	Tech 8	28	0	20.00% *
???	STEM 8	31	0	22.14% *
???	Advisory		0	0.00%
		125	0	89.29%
Department Total		233	0	

Average students per period: 20

Average students per period: 16

Average students per period: 21

Average students per period: 42

Average Efficiency of Rooms Utilized by this Department:

55.48%

Additional Notes:

* Classes offered this period are offered per semester/markings period vs entire year; 1st semester/markings period student total use

Teacher: McElhane travels to Elementary School Periods 5 & 6

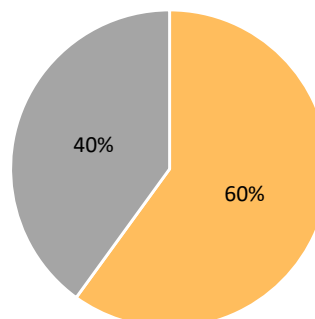
Teacher: Walter travels to Elementary School Periods 5-7

Eisenhower Middle/High School Capacity Per Period

Warren County School District | Capacity Study

Family & Consumer Science Department - Course Participation	
Course	Avg. Student Periods/Day
FSC 7	13
FCS 6	23
Child Development	21
Foods	8
Baking	19
Advisory	
Total	84

Total Utilization Rate



- Available Student Periods Utilized
- Surplus Student Period Capacity

Family & Consumer Science Department - Space Availability		
Room #	Primary Use	Available Capacity
G110	Family & Consumer Science	140
Department Capacity		140

Family & Consumer Science Department - Room Loading				
Room #	Courses Provided	Avg. Student Periods Per Day	Ave Student Teacher Asst. Periods Per Day	Percent Utilized
G110	FCS 7	13	0	9.29% *
G110	FCS 6	23	0	16.43% *
G110	Child Development	21	0	15.00% *
G110	Foods	8	0	5.71% *
G110	Baking	19	0	13.57%
G110	Advisory		0	0.00% *
Department Total		84	0	60.00%

Average students per period: 17

Average Efficiency of Rooms Utilized by this Department **60.00%**

Additional Notes:

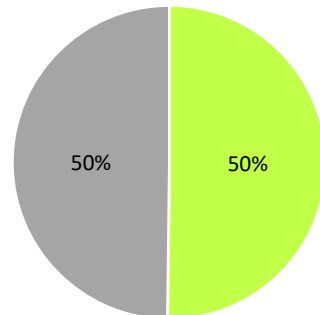
* Classes offered this period are offered per semester/marketing period vs entire year; 1st semester/marketing period student total used

Eisenhower Middle/High School Capacity Per Period

Warren County School District | Capacity Study

Language Arts Department - Course Participation	
Course	Avg. Student Periods/Day
ELA 6	54
ELA 7	38
ELA 8	69
ELA 6 Elective	26
ELA 7 Elective	16
English 9	20
English 9 CP	27
English 9 Honors	10
English 10	10
English 10 CP	26
English 10 Honors	12
English 11	15
English 11 CP	24
English 12	25
English 12 CP	15
English 12 Honors	6
Journalism I	5
Study Hall 3A	16
Social Studies 6	25
Advisory	0
Total	439

Total Utilization Rate



■ Available Student Periods Utilized
■ Surplus Student Period Capacity

Language Arts Department - Space Availability		
Room #	Primary Use	Available Capacity
C105	High School ELA	175
G119	High School ELA	175
G120	High School ELA	175
G113	High School ELA	175
B203	Middle School ELA	175
Department Capacity		875

Language Arts Department - Room Loading				
Room #	Courses Provided	Avg. Student Periods Per Day	Ave Student Teacher Asst. Periods Per Day	Percent Utilized
C105	ELA 8	19	0	10.86%
C105	ELA 8	13	0	7.43%
C105	Journalism I	4	0	2.29% *
C105	English 11 CP	24	0	13.71%
C105	English 12 Honors	6	0	3.43%
C105	ELA 8	23	0	13.14%
C105	Journalism I	1	0	0.57% *
		90	0	51.43%
G119	English 10 CP	26	0	14.86%
G119	English 10 Honors	12	0	6.86%
G119	English 10	10	0	5.71%
G119	Advisory		0	0.00%
		48	0	27.43%

Average students per period: 13

Average students per period: 16

Language Arts Department - Room Loading

G120	English 9 Honors	10	0	5.71%	
G120	English 9	20	0	11.43%	
G120	English 11	15	0	8.57%	
G120	English 12	25	0	14.29%	
G120	Advisory		0	0.00%	
		70	0	40.00%	Average students per period: 18
G113	ELA Elective 7	16	0	9.14%	*
G113	English 9 CP	27	0	15.43%	
G113	ELA 8	14	0	8.00%	
G113	ELA 7	19	0	10.86%	
G113	English 12 CP	15	0	8.57%	
G113	ELA 7	19	0	10.86%	
G113	Advisory		0	0.00%	
		110	0	62.86%	Average students per period: 18
B203	ELA 6 Elective	26	0	14.86%	*
B203	ELA 6	13	0	7.43%	
B203	Study Hall 3A	16	0	9.14%	*
B203	ELA 6	20	0	11.43%	
B203	Social Studies 6	25	0	14.29%	
B203	ELA 6	21	0	12.00%	
B203	Advisory		0	0.00%	
		121	0	69.14%	Average students per period: 20
Department Total		439	0		Average students per period: 17

Average Efficiency of Rooms Utilized by this Department: **50.17%**

Additional Notes:

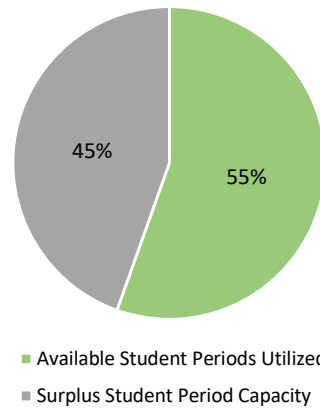
- * Classes offered this period are offered per semester/marketing period vs entire year; 1st semester/marketing period student total use
- Room G119: Virtual classes held periods 2-4
- Room G120: Virtual classes held periods 3 & 4

Eisenhower Middle/High School Capacity Per Period

Warren County School District | Capacity Study

Math Department - Course Participation	
Course	Avg. Student Periods/Day
Math 6	72
Math 7	28
Advanced Math 7	10
Pre Algebra 8	58
Algebra IA	25
Algebra IB	14
Algebra I CP	28
Algebra I Honors	15
Algebra II	28
Geometry	18
Geometry CP	19
Geometry Honors	28
Stats	14
Consumer Math	6
Social Studies 6	25
Advisory	0
Total	388

Total Utilization Rate



Math Department - Space Availability		
Room #	Primary Use	Available Capacity
G107	High School Math	175
G106	High School Math	175
C107	Middle School Math	175
B201	Middle School Math	175
Department Capacity		700

Math Department - Room Loading				
Room #	Courses Provided	Avg. Student Periods Per Day	Avg. Student Teacher Asst. Periods Per Day	Percent Utilized
G107	Algebra I CP	16	0	9.14%
G107	Algebra II CP	9	0	5.14%
G107	Algebra I CP	12	0	6.86%
G107	Algebra IB	14	0	8.00%
G107	Algebra II CP	19	0	10.86%
G107	Stats	14	0	8.00%
G107	Advisory		0	0.00%
		84	0	48.00%
Average students per period: 14				
G106	Consumer Math	6	0	3.43%
G106	Geometry	18	0	10.29%
G106	Geometry CP	19	0	10.86%
G106	Geometry Honors	28	0	16.00%
G106	Advisory		0	0.00%
		71	0	40.57%
Average students per period: 18				
C107	Pre Algebra 8	21	0	12.00%
C107	Pre Algebra 8	18	0	10.29%
C107	Pre Algebra 8	19	0	10.86%
C107	Math 7	28	0	16.00%
C107	Advanced Math 7	10	0	5.71%
C107	Advisory		0	0.00%
		96	0	54.86%
Average students per period: 19				

Math Department - Room Loading				
Room #	Courses Provided	Avg. Student Periods Per Day	Avg. Student Teacher Asst. Periods Per Day	Percent Utilized
B201	Algebra IA	25	0	14.29%
B201	Math 6	23	0	13.14%
B201	Algebra I Honors	15	0	8.57%
B201	Math 6	20	0	11.43%
B201	Math 6	29	0	16.57%
B201	Social Studies 6	25	0	14.29%
B201	Advisory		0	0.00%
		137	0	78.29%

Average students per period: 23

Department Total	388	0	
-------------------------	------------	----------	--

Average students per period: 18

Average Efficiency of Rooms Utilized by this Department: 55.43%

Additional Notes:

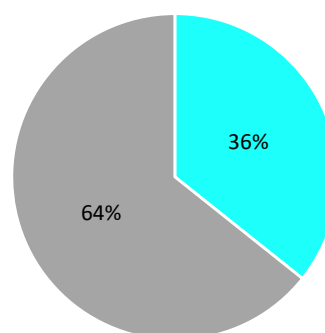
Room G106: teacher is scheduled for "Hearing" periods 1 & 2

Eisenhower Middle/High School Capacity Per Period

Warren County School District | Capacity Study

Music Department - Course Participation	
Course	Avg. Student Periods/Day
MS Band	25
HS Band	7
MS Choir	32
HS Choir	18
Study Hall	43
Advisory	0
Total	125

Total Utilization Rate



Music Department - Space Availability		
Room #	Primary Use	Available Capacity
H108	Band	175
H111	Choir	175
Department Capacity		350

Music Department - Room Loading				
Room #	Courses Provided	Avg. Student Periods Per Day	Avg. Student Teacher Asst. Periods Per Day	Percent Utilized
H108	MS Band	17	0	9.71%
H108	MS Band	8	0	4.57%
H108	HS Band	7	0	4.00%
H108	Study Hall	17	0	9.71% *
		49	0	28.00%
H111	MS Choir	20	0	11.43%
H111	MS Choir	12	0	6.86%
H111	HS Choir	18	0	10.29%
H111	Study Hall	26	0	14.86%
H111	Advisory		0	0.00%
		76	0	43.43%
Department Total		125	0	

Average students per period: 12

Average students per period: 19

Average students per period: 16

Average Efficiency of Rooms Utilized by this Department

35.71%

Additional Notes:

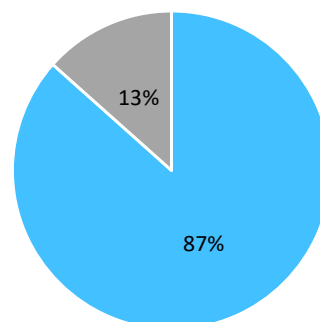
- * Classes offered this period are offered per semester/marking period vs entire year; 1st semester/marking period student total us
- Room H108: Teacher travels to elementary school periods 6 & 7
- Room H111: Teacher travels to elementary school periods 5 & 6

Eisenhower Middle/High School Capacity Per Period

Warren County School District | Capacity Study

Physical Education & Health Department - Course Participation	
Course	Avg. Student Periods/Day
PE 6	22
PE 6	23
Health	19
Rec Games	24
First Aid	18
PE Health 7	36
PE 8	33
Health 9	25
Total	200

Total Utilization Rate



■ Available Student Periods Utilized
■ Surplus Student Period Capacity

Physical Education & Health Department - Space Availability		
Room #	Primary Use	Available Capacity
Gym	Physical Education	231
Department Capacity		231

Physical Education & Health Department - Room Loading				
Room #	Courses Provided	Avg. Student Periods Per Day	Avg. Student Teacher Asst. Periods Per Day	Percent Utilized
Gym	PE 6	22	0	9.52% *
Gym	PE 6	23	0	9.96% *
Gym	Health	19		
Gym	Rec Games	24	0	10.39% *
Gym	First Aid	18	0	7.79% *
Gym	PE Health 7	36	0	15.58% *
Gym	PE 8	33	0	14.29% *
G109	Health 9	25	0	10.82% *
Department Total		200	0	78.35%

Average students per period: 25

Average Efficiency of Rooms Utilized by this Department: **86.58%**

Additional Notes:

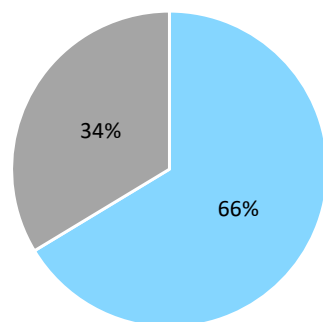
Teacher: Beach travels to elementary school periods 5-7

Eisenhower Middle/High School Capacity Per Period

Warren County School District | Capacity Study

Science Department - Course Participation	
Course	Avg. Student Periods/Day
Science 6	71
Science 7	39
Science 8	76
Biology	15
Biology CP	37
Advanced Biology Honors	11
Chemistry	32
Chemistry CP	26
Aquatic	10
Environmental CP	60
Science Elective	17
Social Studies 6	24
Advisory	0
Total	418

Total Utilization Rate



- Available Student Periods Utilized
- Surplus Student Period Capacity

Science Department - Space Availability		
Room #	Primary Use	Available Capacity
G124	High School Science	140
G125	High School Science	140
C102	Middle School Science	175
B202	Middle School Science/SS	175
Department Capacity		630

Science Department - Course Loading				
Room #	Courses Provided	Avg. Student Periods Per Day	Avg. Student Teacher Asst. Periods Per Day	Percent Utilized
G124	Biology CP	19	0	13.57%
G124	Aquatic	10	0	7.14%
G124	Science 8	19	0	13.57%
G124	Advanced Biology Honors	11	0	7.86%
G124	Biology	15	0	10.71%
G124	Biology CP	18	0	12.86%
G124	Advisory		0	0.00%
		92	0	65.71%

Average students per period: 15

G125	Chemistry CP	10	0	7.14%
G125	Environmental CP	28	0	20.00%
G125	Chemistry	10	0	7.14%
G125	Environmental CP	32	0	22.86%
G125	Chemistry	22	0	15.71%
G125	Chemistry CP	16	0	11.43%
G125	Advisory		0	0.00%
		118	0	84.29%

Average students per period: 20

C102	Science 8	19	0	10.86%
C102	Science 7	11	0	6.29%
C102	Science 8	15	0	8.57%
C102	Science 7	28	0	16.00%
C102	Science 8	23	0	13.14%

Science Department - Course Loading					
Room #	Courses Provided	Avg. Student Periods Per Day	Avg. Student Teacher Asst. Periods Per Day	Percent Utilized	
C102	Advisory		0	0.00%	
		96	0	54.86%	Average students per period: 19
B202	Science Elective	17	0	9.71%	*
B202	Science 6	19	0	10.86%	
B202	Science 6	22	0	12.57%	
B202	Social Studies 6	24	0	13.71%	
B202	Science 6	30	0	17.14%	
B202	Advisory		0	0.00%	
		112	0	64.00%	Average students per period: 22
Department Total		418	0		Average students per period: 19
Average Efficiency of Rooms Utilized by this Department:				66.35%	

Additional Notes:

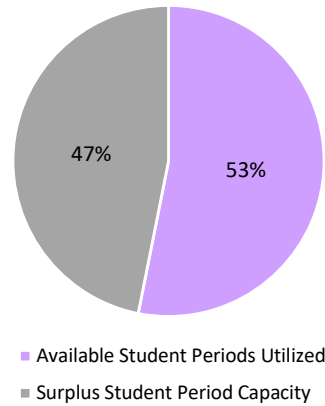
* Classes offered this period are offered per semester/marking period vs entire year; 1st semester/marking period student total used

Eisenhower Middle/High School Capacity Per Period

Warren County School District | Capacity Study

Social Studies Department - Course Participation	
Course	Avg. Student Periods/Day
Domestic Issues	13
Social Studies Elective	31
US II CP	9
ELA 6	17
Government	15
Government	31
Government	16
US II CP	22
Civics	16
US I Cp	31
Civics	29
Civics	13
US I CP	29
Civics	17
Modern World	24
Psychology	13
Ancient World	19
Social Studies 8 Elective	8
Ancient World	19
Total	372

Total Utilization Rate



Social Studies Department - Space Availability		
Room #	Primary Use	Available Capacity
G102	High School Social Studies	175
G103	High School Social Studies	175
G104	High School Social Studies	175
C106	High School Social Studies	175
Department Capacity		700

Social Studies Department - Room Loading				
Room #	Courses Provided	Avg. Student Periods Per Day	Avg. Student Teacher Asst. Periods Per Day	Percent Utilized
G102	Domestic Issues	13	0	7.43%
G102	Social Studies Elective	31	0	17.71% *
G102	US II CP	9	0	5.14%
G102	ELA 6	17	0	9.71%
		70	0	40.00%
				Average students per period: 17.5
G103	Government	15	0	8.57% *
G103	Government	31	0	17.71%
G103	Government	16	0	9.14%
G103	US II CP	22	0	12.57%
		84	0	48.00%
				Average students per period: 21
G104	Civics	16	0	9.14%
G104	US I CP	31	0	17.71%
G104	Civics	29	0	16.57%
G104	Civics	13	0	7.43%
G104	US I CP	29	0	16.57%
G104	Civics	17	0	9.71%

Social Studies Department - Room Loading

Room #	Courses Provided	Avg. Student Periods Per Day	Avg. Student Teacher Asst. Periods Per Day	Percent Utilized		
		135	0	77.14%	Average students per period:	22.5
C106	Modern World	24	0	13.71%		
C106	Psychology	13	0	7.43%		
C106	Ancient World	19	0	10.86%		
C106	Social Studies 8 Elective	8	0	4.57%	*	
C106	Ancient World	19	0	10.86%		
		83	0	47.43%	Average students per period:	16.6
Department Total		372	0		Average students per period:	20
Average Efficiency of Rooms Utilized by this Department:				53.14%		

Additional Notes:

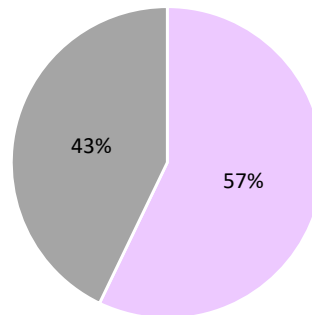
* Classes offerered this period are offered per semester/marking period vs entire year; 1st semester/marking period student total used

Eisenhower Middle/High School Capacity Per Period

Warren County School District | Capacity Study

World Languages Department - Course Participation	
Course	Avg. Student Periods/Day
Spanish I	37
Spanish II	25
Spanish III	7
Spanish 8	31
Advisory	0
Total	100

Total Utilization Rate



- Available Student Periods Utilized
- Surplus Student Period Capacity

World Languages Department - Space Availability		
Room #	Primary Use	Available Capacity
G111	Spanish	175
Department Capacity		175

World Languages Department - Room Loading				
Room #	Courses Provided	Avg. Student Periods Per Day	Avg. Student Teacher Asst. Periods Per Day	Percent Utilized
G111	Spanish III	7	0	4.00%
G111	Spanish II	25	0	14.29%
G111	Spanish 8	31	0	17.71% *
G111	Spanish I	21	0	12.00%
G111	Spanish I	16	0	9.14%
G111	Advisory		0	0.00%
		100	0	57.14%

Average students per period: 20

Department Total **100** **0** **Average students per period: 20**

Average Efficiency of Rooms Utilized by this Department: **57.14%**

Additional Notes:

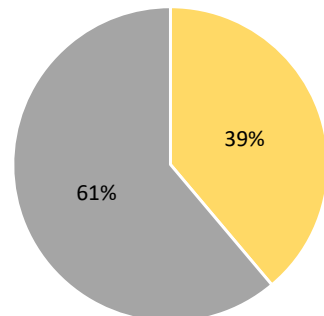
* Classes offered this period are offered per semester/marketing period vs entire year; 1st semester/marketing period student total use

Eisenhower Middle/High School Capacity Per Period

Warren County School District | Capacity Study

Special Education Department - Course Participation	
Course	Avg. Student Periods/Day
Academic Support	7
AC Support	13
Com & St Skill I	9
ELA 6	21
ELA 8	8
ELA 9/10	3
English 11/12	11
Math	4
Math 6	3
MS System 44	2
Read 101	5
Read 201	4
Read 6	3
Read 7	9
Read 8	11
Science 6	11
Social Skills	5
System 44	7
Advisory	0
136	

Total Utilization Rate



- Available Student Periods Utilized
- Surplus Student Period Capacity

Special Education Department - Space Availability		
Room #	Primary Use	Available Capacity
G117	Special Education	70
H114	Special Education	70
C208	Special Education	70
C101	Special Education	70
G118	Special Education	70
Department Capacity		350

Special Education Department - Room Loading				
Room #	Courses Provided	Avg. Student Periods Per Day	Avg. Student Teacher Asst. Periods Per Day	Percent Utilized
G117	Academic Support	7	0	10.00%
G117	Math	4	0	5.71%
		11	0	15.71%
H114	System 44	7	0	10.00%
H114	ELA 6	21	0	30.00%
H114	MS System 44	2	0	2.86%
		30	0	42.86%
C208	Read 7	9	0	12.86%
C208	Read 201	4	0	5.71%
C208	Read 101	5	0	7.14%
C208	Read 8	11	0	15.71%
C208	Read 6	3	0	4.29%
		32	0	45.71%

Average students per period: 6

Average students per period: 10

Average students per period: 6

Special Education Department - Room Loading

Room #	Courses Provided	Avg. Student Periods Per Day	Avg. Student Teacher Asst. Periods Per Day	Percent Utilized
C101	Com & St Skill I	9	0	12.86%
C101	Math 6	3	0	4.29%
C101	AC Support	3	0	4.29%
C101	Science 6	11	0	15.71%
C101	Social Skills	5	0	7.14%
C101	AC Support	5	0	7.14%
		36	0	51.43%
G118	ELA 8	8	0	11.43%
G118	ELA 9/10	3	0	4.29%
G118	English 11/12	11	0	15.71%
G118	AC Support	5	0	7.14%
		27	0	38.57%
Department Total		136	0	

Average Efficiency of Rooms Utilized by this Department: **38.86%**

Eisenhower Middle/High School Capacity Per Period

Warren County School District | Capacity Study

Unscheduled Rooms - Space Availability (Middle & High School Rooms)

Room #	Primary Use	Available Capacity
B102	Life Skills	0
C104	Computer	175
C103	Divided Classroom	175
D112	Tech Lab	175
G109	Full-Size Classroom	175
G118	Full-Size Classroom	175
H113	STEM LAB	175
G105	LGI	175
G115	LGI	175

Undersized room

Connected to C101

Department Capacity 1400

Unscheduled Rooms - Space Availability (Elementary School Rooms)

Room #	Primary Use	Available Capacity
I105	Multipurpose	*
J102	Kindergarten	*
J104	Kindergarten	*
J105	Kindergarten	*
L101	Title 1	*
L103	1st Grade	*
L105	2nd Grade	*
L107	2nd Grade	*
L108	4th Grade	*
L104	1st Grade	*
L101/103	Title 1	*
K107	3rd Grade	*
K108	3rd Grade	*
K109	5th Grade	*
K110	4th Grade	*
K111	4th Grade	*
K112	5th Grade	*
K113	5th Grade	*
K114	5th Grade	*

Department Capacity 0

Eisenhower Middle/High School Capacity Per Period

Warren County School District | Capacity Study

Room No.	Department	Primary Room Use	Available Daily Capacity	Avg. Student Periods Per Day	Percent Utilized	FTE
Art Department						
F101	Art Department	Art	140	55	39.29%	25
		Average Efficiency of Rooms Utilized by this Department:			39.29%	
Computer & Technology Department						
G108	Comp & Tech Department	Computer	140	61	43.57%	20
F102	Comp & Tech Department	Shares loading with G108	0	0	0.00%	20
LIB	Comp & Tech Department	Communications	140	47	33.57%	20
???	Comp & Tech Department	STEM/Tech	140	125	89.29%	20
		Average Efficiency of Rooms Utilized by this Department:			55.48%	
Family & Consumer Science Department						
G110	Family/Consumer Science	Family & Consumer Science	140	84	60.00%	20
		Average Efficiency of Rooms Utilized by this Department:			60.00%	
Language Arts Department						
C105	English Department	High School ELA	175	90	51.43%	25
G119	English Department	High School ELA	175	48	27.43%	25
G120	English Department	High School ELA	175	70	40.00%	25
G113	English Department	High School ELA	175	110	62.86%	25
B203	English Department	Middle School ELA	175	121	69.14%	25
		Average Efficiency of Rooms Utilized by this Department:			50.17%	
Math Department						
G107	Math Department	High School Math	175	84	48.00%	25
G106	Math Department	High School Math	175	71	40.57%	25
C107	Math Department	Middle School Math	175	96	54.86%	25
B201	Math Department	Middle School Math	175	137	78.29%	25
		Average Efficiency of Rooms Utilized by this Department:			55.43%	
Music Department						
H108	Music Department	Band	175	49	28.00%	25
H111	Music Department	Choir	175	76	43.43%	25
		Average Efficiency of Rooms Utilized by this Department:			35.71%	
Physical Education & Health Department						
Gym	Physical Education Department	Physical Education	231	200	86.58%	33
		Average Efficiency of Rooms Utilized by this Department:			86.58%	

Eisenhower Middle/High School Capacity Per Period

Warren County School District | Capacity Study

Room No.	Department	Primary Room Use	Available Daily Capacity	Avg. Student Periods Per Day	Percent Utilized	FTE
Science Department						
G124	Science Department	High School Science	140	92	65.71%	25
G125	Science Department	High School Science	140	118	84.29%	25
C102	Science Department	Middle School Science	175	96	54.86%	25
B202	Science Department	Middle School Science/SS	175	112	64.00%	25
Average Efficiency of Rooms Utilized by this Department:					66.35%	
Social Studies Department						
G102	Social Studies Department	High School Social Studies	175	70	40.00%	25
G103	Social Studies Department	High School Social Studies	175	84	48.00%	25
G104	Social Studies Department	High School Social Studies	175	135	77.14%	25
C106	Social Studies Department	High School Social Studies	175	83	47.43%	25
Average Efficiency of Rooms Utilized by this Department:					53.14%	
World Languages Department						
G111	World Languages Department	Spanish	175	100	57.14%	25
Average Efficiency of Rooms Utilized by this Department:					57.14%	
Special Education Department						
G117	Special Education Department	Special Education	70	11	15.71%	10
H114	Special Education Department	Special Education	70	30	42.86%	10
C208	Special Education Department	Special Education	70	32	45.71%	10
C101	Special Education Department	Special Education	70	36	51.43%	10
G118	Special Education Department	Special Education	70	27	38.57%	10
Average Efficiency of Rooms Utilized by this Department:					38.86%	
Unscheduled Rooms						
B102	Life Skills	Unscheduled	0	0	0.00%	0
C104	Computer	Unscheduled	175	0	0.00%	25
C103	Divided Classroom	Unscheduled	175	0	0.00%	25
D112	Tech Lab	Unscheduled	175	0	0.00%	25
G109	Full-Size Classroom	Unscheduled	175	0	0.00%	25
G118	Full-Size Classroom	Unscheduled	175	0	0.00%	25
H113	STEM LAB	Unscheduled	175	0	0.00%	25
G105	LGI	Unscheduled	175	0	0.00%	25
G115	LGI	Unscheduled	175	0	0.00%	25
Average Efficiency of Rooms Utilized by this Department:					0.00%	
Total Efficiency			6111	2550	41.73%	908

Eisenhower Middle/High School Capacity Per Period

Warren County School District | Capacity Study

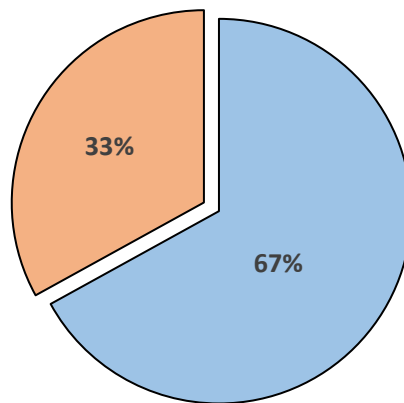
7 periods available					
Color Key	Department	Primary Room Use	Available Daily Capacity	Avg. Student Periods Per Day	Percent Utilized
	Art Department	Art	140	55	39.29%
	Computer & Technology Department	Computer, Pre-Eng & Tech	420	233	55.48%
	Family & Consumer Science Department	Food/Cooking	140	84	60.00%
	Language Arts Department	Language Arts	875	439	50.17%
	Math Department	Algebra, Geometry, Calculus	700	388	55.43%
	Music Department	Band & Choir	350	125	35.71%
	Physical Education & Health Department	Physical Education	231	200	86.58%
	Science Department	Biology, Chemistry & Physics	630	418	66.35%
	Social Studies Department	History/Civics	700	372	53.14%
	World Languages Department	French & Spanish	175	100	57.14%
	Special Education Department	Special Education/Resource	350	136	38.86%
	Unscheduled Rooms	Unscheduled	1,400	0	0.00%
Total Efficiency			6,111	2,550	41.73%
Average Students Scheduled Per Period				364	

Eisenhower Middle/High School Capacity Per Period

Warren County School District | Capacity Study

Core Subjects

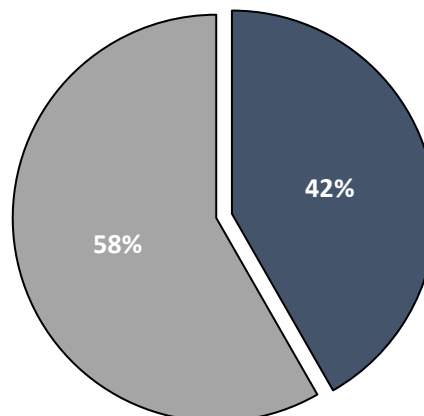
Department	Available Capacity	Avg. Student Periods Per Day	Percent Utilized
Language Arts Department	875	439	50.17%
Math Department	700	388	55.43%
Science Department	630	418	66.35%
Social Studies Department	700	372	53.14%
Totals: Core Subjects	2905	1617	55.66%
Totals: All other scheduled rooms (not including Special Education)	1,456	797	54.74%
Grand Totals	4361	2414	55.35%



■ Core Subjects ■ All other scheduled rooms (not including Special Education)

Total Space Utilization

	Available Capacity	Percent of Total Available Capacity
Total Building Student-Period Capacity	6,111	
Scheduled Student-Periods	2,550	42%
Surplus Student Period Capacity	3,561	58%



■ Scheduled Student-Periods ■ Surplus Student Period Capacity