



Warren County School District

Sheffield Area Middle/High School Capacity Study

Prepared by:

Thomas & Williamson
Program Management

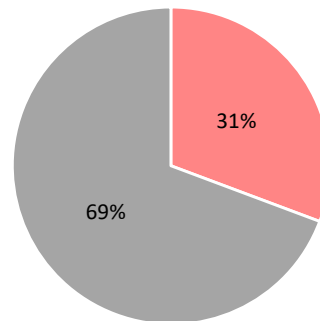
-Baseline capacity and utilization data
-Includes district updates
-Using unfactored capacities at 7 periods per day
November 22, 2022

Sheffield Area Middle/High School Capacity Per Period

Warren County School District | Capacity Study

Art Department - Course Participation	
Course	Avg. Student Periods/Day
Art 7	12
Art 6	11
Art I	11
Craft Skills	9
Advisory	0
Totals	43

Total Utilization Rate



Art Department - Space Availability		
Room #	Primary Use	Available Capacity
D102	Art	140
Department Capacity		140

- Available Student Periods Utilized
- Surplus Student Period Capacity

Art Department - Room Loading				
Room #	Courses Provided	Avg. Student Periods Per Day	Avg. Student Teacher Asst. Periods Per Day	Percent Utilized
D102	Art 7	12	0	8.57% *
D102	Art 6	11	0	7.86% *
D102	Art I	11	0	7.86%
D102	Craft Skills	9	0	6.43%
D102	Advisory	0	0	0.00% **
		43	0	30.71%

Average students per period: 9

Department Total	43	0	Average students per period: 11
Average Efficiency of Rooms Utilized by this Department:		30.71%	

Additional Notes:

* Classes offered this period are offered per semester/marketing period vs entire year; 1st semester/marketing period student total used

** Advisory student total is an average

Art Teacher travels to Elementary School Period 1 & 2

Sheffield Area Middle/High School Capacity Per Period

Warren County School District | Capacity Study

Communications Department - Course Participation

Course	Avg. Student Periods/Day
Info Lit Skills	11
Research	13
Advisory	0
Total	24

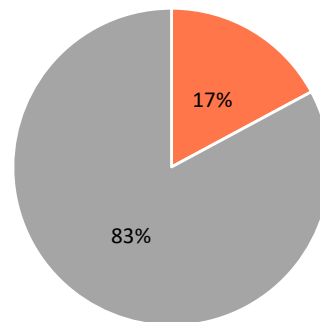
Communications Department - Space Availability

Room #	Primary Use	Available Capacity
Library	Communications	140
Department Capacity		140

Communications Department - Room Loading

Room #	Courses Provided	Avg. Student Periods Per Day	Avg. Student Teacher Asst. Periods Per Day	Percent Utilized	
Library	Info Lit Skills	11	0	7.86%	
Library	Research	13	0	9.29%	*
Library	Advisory	0	0	0.00%	**
		24	0	17.14%	Av

Total Utilization Rate



- Available Student Periods Utilized
- Surplus Student Period Capacity

Average students per period: 8

Department Total	24	0	Average students per period:	8
-------------------------	-----------	----------	-------------------------------------	----------

Average Efficiency of Rooms Utilized by this Department: **17.14%**

Additional Notes:

* Classes offerered this period are offered per semester/marking period vs entire year;

** Advisory student total is an average

Communications Teacher travels to Elementary School Periods 1 & 2

Communications Teacher travels to Support Center Period 6

Sheffield Area Middle/High School Capacity Per Period

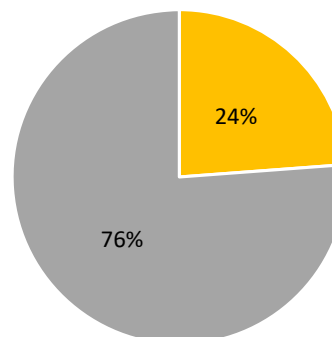
Warren County School District | Capacity Study

30 Students Per Section

Family & Consumer Science Department - Course Participation

Course	Avg. Student Periods/Day
Baking Essentials	15
Consumer Life Skills	12
Child Development	23
Total	50

Total Utilization Rate



- Available Student Periods Utilized
- Surplus Student Period Capacity

Family & Consumer Science Department - Space Availability

Room #	Primary Use	Available Capacity
C109	Various FCS	210
Department Capacity		210

Family & Consumer Science Department - Room Loading

Room #	Courses Provided	Avg. Student Periods Per Day	Percent Utilized
C109	Baking Essentials	15	7.14%
C109	Consumer Life Skills	12	5.71%
C109	Child Development	23	10.95%
C109	Support Center	0	0.00%
			0.00%
		50	23.81%

Department Total **50**

Average Efficiency of Rooms Utilized by this Department: **23.81%**

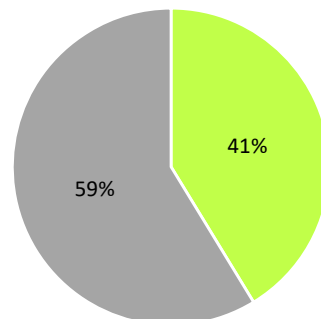
Additional Notes:

Sheffield Area Middle/High School Capacity Per Period

Warren County School District | Capacity Study

Language Arts Department - Course Participation	
Course	Avg. Student Periods/Day
English 6 Core Ele	10
ELA 6	29
ELA 7	31
ELA 8	30
English 9	16
English 9 CP	17
English 10	13
English 10 CP	20
English 11	11
English 11 CP	18
English 12	9
English 12 CP	15
Reading 101	4
Reading 201	4
Reading 6	6
Reading 7	12
Reading 8	11
Social Studies 6	29
Advisory	0
Total	289

Total Utilization Rate



■ Available Student Periods Utilized
■ Surplus Student Period Capacity

Language Arts Department - Space Availability		
Room #	Primary Use	Available Capacity
C115	English/Social Studies	175
A114	English	175
A116	English	175
A121-2	English	175
Department Capacity		700

Language Arts Department - Room Loading					
Room #	Courses Provided	Avg. Student Periods Per Day	Ave Student Teacher Asst. Periods Per Day	Percent Utilized	
C115	ELA 6	14	0	8.00%	
C115	ELA 6	15	0	8.57%	
C115	English 6 Core Ele	10	0	5.71%	*
C115	Social Studies 6	14	0	8.00%	
C115	Social Studies 6	15	0	8.57%	
C115	Advisory	0	0	0.00%	**
		68	0	38.86%	Average students per period: 11
A114	ELA 8	14	0	8.00%	
A114	ELA 8	16	0	9.14%	
A114	English 12 CP	15	0	8.57%	
A114	English 10 CP	20	0	11.43%	
A114	English 10	13	0	7.43%	
A114	English 12	9	0	5.14%	
A114	Advisory	0	0	0.00%	**
		87	0	49.71%	Average students per period: 12

Language Arts Department - Room Loading

A116	ELA 7	16	0	9.14%	
A116	ELA 7	15	0	8.57%	
A116	English 9 CP	17	0	9.71%	
A116	English 11 CP	18	0	10.29%	
A116	English 9	16	0	9.14%	
A116	English 11	11	0	6.29%	
A116	Advisory	0	0	0.00%	**
		93	0	53.14%	Average students per period: 13
A121-2	Reading 201	4	0	2.29%	
A121-2	Reading 8	11	0	6.29%	
A121-2	Reading 6	6	0	3.43%	
A121-2	Reading 7	12	0	6.86%	
A121-2	Reading 101	4	0	2.29%	
A121-2	Advisory	0	0	0.00%	**
ADD	Support	4			
		41	0	21.14%	Average students per period: 6
Department Total		289	0		Average students per period: 11

Average Efficiency of Rooms Utilized by this Department: **41.29%**

Additional Notes:

* Classes offerered this period are offered per semester/marking period vs entire year;

** Advisory student total is an average

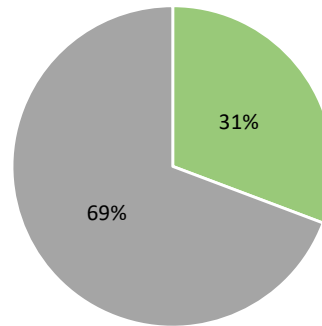
Teacher Camp travels to Support Center Period 3

Sheffield Area Middle/High School Capacity Per Period

Warren County School District | Capacity Study

Math Department - Course Participation	
Course	Avg. Student Periods/Day
Math 6	28
Math 7	30
Algebra Concepts	2
Pre Algebra 8	38
Algebra IA	19
Algebra IB	11
Algebra ICP	17
Algebra II CP	17
Geometry	5
Geometry CP	19
Pre-Calculus	10
Consumer Math	19
Total	215

Total Utilization Rate



■ Available Student Periods Utilized
■ Surplus Student Period Capacity

Math Department - Space Availability		
Room #	Primary Use	Available Capacity
C109	FCS/Math 7	175
A119	Math 6/Algebra	175
A120	Algebra/Geometry	175
A120-2	Algebra	175
Department Capacity		700

Burkett

Math Department - Room Loading				
Room #	Courses Provided	Avg. Student Periods Per Day	Avg. Student Teacher Asst. Periods Per Day	Percent Utilized
C109	Math 7	15	0	8.57%
C109	Math 7	15	0	8.57%
		30	0	17.14%
A119	Math 6	14	0	8.00%
A119	Math 6	14	0	8.00%
A119	Pre-Algebra 8	19	0	10.86%
A119	Pre-Algebra 8	19	0	10.86%
A110	Consumer Math	19	0	10.86%
A119	Algebra II CP	17	0	9.71%
		102	0	58.29%
A120	Algebra I CP	17	0	9.71%
A120	Algebra IA	15	0	8.57%
A120	Pre-Calculus	10	0	5.71%
A120	Geometry CP	19	0	10.86%
A120	Geometry	5	0	2.86%
A120	Algebra IB	11	0	6.29%
		77	0	44.00%

Burkett

Burkett

Average students per period: 15

Average students per period: 17

Average students per period: 13

Math Department - Room Loading				
Room #	Courses Provided	Avg. Student Periods Per Day	Avg. Student Teacher Asst. Periods Per Day	Percent Utilized
A120-2	Algebra Concepts	2	0	1.14%
A120-2	Algebra IA	4	0	2.29%
		6	0	3.43%

Average students per period: 3

Department Total	215	0	Average students per period: 13
-------------------------	------------	----------	--

Average Efficiency of Rooms Utilized by this Department: **30.71%**

Additional Notes:

Sheffield Area Middle/High School Capacity Per Period

Warren County School District | Capacity Study

Music Department - Course Participation

Course	Avg. Student Periods/Day
Band/Chorus	25
Advisory	0
Total	25

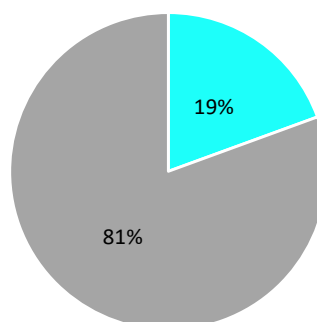
Music Department - Space Availability

Room #	Primary Use	Available Capacity
Band	Band/Chorus	175
Department Capacity		175

Music Department - Room Loading

Room #	Courses Provided	Avg. Student Periods Per Day	Avg. Student Teacher Asst. Periods Per Day	Percent Utilized	
E127	Band/Chorus	34	0	19.43%	*
E127	Advisory	0	0	0.00%	**
		34	0	19.43%	Av

Total Utilization Rate



■ Available Student Periods Utilized

■ Surplus Student Period Capacity

Average students per period: 17

Average students per period: 17

Average Efficiency of Rooms Utilized by this Department:

19.43%

Additional Notes:

* Classes offerered this period are offered per semester/marking period vs entire year;

** Advisory student total is an average

Music Teacher travels to Elementary school 1/2 day and Support Center Period 5

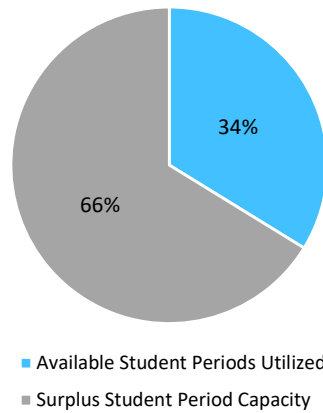
Sheffield Area Middle/High School Capacity Per Period

Warren County School District | Capacity Study

Physical Education & Health Department - Course Participation	
Course	Avg. Student Periods/Day
Walking	12
PE 7	30
PE 8	20
Competitive Sport	16
Total	78

Physical Education & Health Department - Space Availability		
Room #	Primary Use	Available Capacity
Gym	Physical Education	231
Department Capacity		231

Total Utilization Rate



Physical Education & Health Department - Room Loading				
Room #	Courses Provided	Avg. Student Periods Per Day	Avg. Student Teacher Asst. Periods Per Day	Percent Utilized
Gym	Walking	12	0	5.19%
Gym	PE 7	30	0	12.99% *
Gym	PE 8	20	0	8.66% *
Gym	Competitive Sport	16	0	6.93% *
Department Total		78	0	33.77%

Average students per period: 20

Average Efficiency of Rooms Utilized by this Department:

33.77%

Additional Notes:

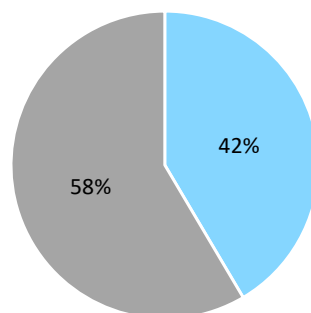
* Classes offered this period are offered per semester vs entire year; 1st semester
PE Teacher travels to Elementary School Periods 1 & 2

Sheffield Area Middle/High School Capacity Per Period

Warren County School District | Capacity Study

Science Department - Course Participation	
Course	Avg. Student Periods/Day
Science 6	29
Science 7	31
Science 8	36
Science 8 Core Elective	10
Biology	13
Biology CP	20
Chemistry	13
Chemistry CP	13
Environmental	19
Environmental CP	17
Physics	17
Total	218

Total Utilization Rate



- Available Student Periods Utilized
- Surplus Student Period Capacity

Science Department - Space Availability		
Room #	Primary Use	Available Capacity
B103	Environmenta/Biology	175
TBD	Science 6,7,8	175
Hayes	Physics/Chemistry	175
Department Capacity		525

Science Department - Course Loading					
Room #	Courses Provided	Avg. Student Periods Per Day	Avg. Student Teacher Asst. Periods Per Day	Percent Utilized	
B103	Environmental	19	0	10.86%	
B103	Environmental CP	17	0	9.71%	
B103	Biology	13	0	7.43%	
B103	Biology CP	20	0	11.43%	
B102	Science 8 Core Elective	10	0	5.71%	*
		79	0	45.14%	Average students per period: 16
B111	Science 7	15	0	8.57%	
B111	Science 7	16	0	9.14%	
TBD	Science 8	20	0	11.43%	
TBD	Science 8	16	0	9.14%	
TBD	Science 6	15	0	8.57%	
TBD	Science 6	14	0	8.00%	
		96	0	54.86%	Average students per period: 16
Hayes	Physics/Physics CP	17	0	9.71%	
Hayes	Chemistry	13	0	7.43%	
Hayes	Chemistry CP	13	0	7.43%	
		43	0	24.57%	Average students per period: 14
Department Total		218	0		Average students per period: 16

Average Efficiency of Rooms Utilized by this Department:

41.52%

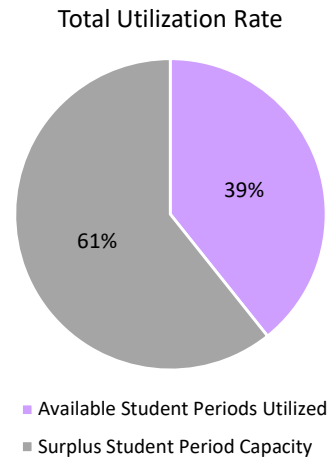
Additional Notes:

- * Classes offered this period are offered per semester/marketing period vs entire year;
- Hayes teaches virtual classes periods 3-5

Sheffield Area Middle/High School Capacity Per Period

Warren County School District | Capacity Study

Social Studies Department - Course Participation	
Course	Avg. Student Periods/Day
Social Studies 7	29
Social Studies 8	36
Social Studies 8 Core Elective	17
Social Studies Elective	19
US I CP	20
US II CP	20
US History I	18
US History II	9
American Government	26
Modern World	7
Computer 8	16
Computer 9	17
Creating Tech	8
STEM 6	14
STEM 9	19
Total	275



Social Studies Department - Space Availability		
Room #	Primary Use	Available Capacity
A102	Social Studies	175
Knisley	Social Studies	175
A117	Social Studies	175
A118	Social Studies	175
Department Capacity		700

Social Studies Department - Room Loading					
Room #	Courses Provided	Avg. Student Periods Per Day	Avg. Student Teacher Asst. Periods Per Day	Percent Utilized	
A102	Computer 9	17	0	9.71%	*
A102	Social Studies Elective	19	0	10.86%	
A102	Computer 8	16	0	9.14%	*
A102	SS 8 Core Elective	17	0	9.71%	*
		69	0	39.43%	Average students per period: 17
Knisley	US II CP	20	0	11.43%	
Knisley	Creating Tech	8	0	4.57%	*
Knisley	STEM 9	19	0	10.86%	*
Knisley	STEM 6	14	0	8.00%	*
Knisley	US I CP	20	0	11.43%	
		81	0	46.29%	Average students per period: 16

Social Studies Department - Room Loading

Room #	Courses Provided	Avg. Student Periods Per Day	Avg. Student Teacher Asst. Periods Per Day	Percent Utilized
A117	Social Studies 8	16	0	9.14%
A117	Social Studies 8	20	0	11.43%
A117	US History I	18	0	10.29%
A117	US History II	9	0	5.14%
A117	Social Studies 7	15	0	8.57%
A117	Social Studies 7	14	0	8.00%
		92	0	52.57%
A118	American Government CP	9	0	5.14% *
A118	American Government	17	0	9.71% *
A118	Modern World CP	7	0	4.00%
Support Center		33	0	18.86%

Average students per period: 15

Average students per period: 11

Department Total	275	0	Average students per period: 15
-------------------------	------------	----------	--

Average Efficiency of Rooms Utilized by this Department: **39.29%**

Additional Notes:

- * Classes offered this period are offered per semester/marking period vs entire year;
- Smoulder (A102) travels to Elementary periods 1 & 2
- Knisley travels to Support Center period 7
- Copley (A118) travels to Support Center period 1; is scheduled for AD periods 4 & 7

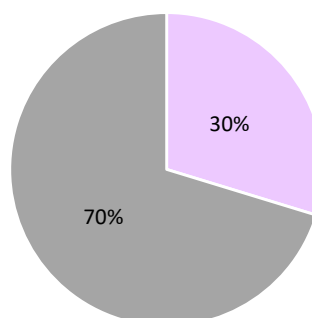
Sheffield Area Middle/High School Capacity Per Period

Warren County School District | Capacity Study

World Languages Department - Course Participation

Course	Avg. Student Periods/Day
Intro to Spanish	12
Spanish I	20
Spanish II	11
Spanish III	9
Advisory	0
Total	52

Total Utilization Rate



- Available Student Periods Utilized
- Surplus Student Period Capacity

World Languages Department - Space Availability

Room #	Primary Use	Available Capacity
A121	Spanish	175
Department Capacity		175

World Languages Department - Room Loading

Room #	Courses Provided	Avg. Student Periods Per Day	Avg. Student Teacher Asst. Periods Per Day	Percent Utilized
A121	Intro to Spanish	12	0	6.86% *
A121	Spanish I	20	0	11.43%
A121	Spanish II	11	0	6.29%
A121	Spanish III	9	0	5.14%
A121	Advisory	0	0	0.00% **
		52	0	29.71%

Average students per period: 10

World Languages Department - Room Loading

Room #	Courses Provided	Avg. Student Periods Per Day	Avg. Student Teacher Asst. Periods Per Day	Percent Utilized
--------	------------------	---------------------------------	---	---------------------

Department Total	52	0	Average students per period: 10
-------------------------	-----------	----------	--

Average Efficiency of Rooms Utilized by this Department: **29.71%**

Additional Notes:

- * Classes offerered this period are offered per semester/markig period vs entire year;
- ** Advisory student total is an average
- Periods 6 & 7 are held virtually

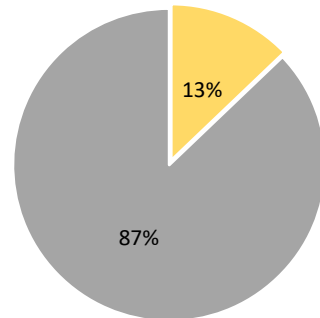
Sheffield Area Middle/High School Capacity Per Period

Warren County School District | Capacity Study

Special Education Department - Course Participation

Course	Avg. Student Periods/Day
Inclusion ELA 6	0
Inclusion Math 6	0
Inclusion Math 7	0
Reading Foundations	2
English 11/12	2
Academic Support	13
Algebra Concepts	3
Algebra 1A	3
Algebra 1B	1
Pre-Algebra 8	3
Advisory	0
Total	27

Total Utilization Rate



■ Available Student Periods Utilized
■ Surplus Student Period Capacity

Special Education Department - Space Availability

Room #	Primary Use	Available Capacity
C117	Special Education	70
A116-2	Special Education	70
Shaw	Special Education	70
Department Capacity		210

Special Education Department - Room Loading

Room #	Courses Provided	Avg. Student Periods Per Day	Avg. Student Teacher Asst. Periods Per Day	Percent Utilized
C117	Inclusion ELA 6	0	0	0.00%
C117	Inclusion Math 6	0	0	0.00%
C117	Academic Support	0	0	0.00%
C117	Academic Support	0	0	0.00%
C117	Academic Support	0	0	0.00%
C117	Inclusion Math 7	0	0	0.00%
C117	Academic Support	0	0	0.00%
C117	Advisory	0	0	0.00%
		0	0	0.00%

**

Average students per period: 0

A116-2	Academic Support	3	0	4.29%
A116-2	Reading Foundations	2	0	2.86%
A116-2	English 11/12	2	0	2.86%
A116-2	Academic Support	4	0	5.71%
A116-2	Academic Support	0	0	0.00%
A116-2	Advisory	0	0	0.00%
		11	0	15.71%

**

Average students per period: 2

Shaw	Algebra Concepts	3	0	4.29%
Shaw	Academic Support	0	0	0.00%
Shaw	Algebra 1B	1	0	1.43%
Shaw	Academic Support	6	0	8.57%
Shaw	Pre-Algebra 8	3	0	4.29%
Shaw	Algebra 1A (LS)	3	0	4.29%
Shaw	Advisory	0	0	0.00%
		16	0	18.57%

**

Average students per period: 2

Department Total		27	0	Average students per period: 1
-------------------------	--	-----------	----------	---------------------------------------

Average Efficiency of Rooms Utilized by this Department: **12.86%**

Special Education Department - Room Loading

Room #	Courses Provided	Avg. Student Periods Per Day	Avg. Student Teacher Asst. Periods Per Day	Percent Utilized
--------	------------------	---------------------------------	---	---------------------

** Advisory student total is an average

Sheffield Area Middle/High School Capacity Per Period

Warren County School District | Capacity Study

Unscheduled Rooms - Space Availability (Middle & High Rooms)		
Room #	Primary Use	Available Capacity
A103	STEM	175 *
A102-2	Computer	175 *
C116	Full-Size Classroom	175
D101	Computer	175 *
D136	21st Century	175 *
E127	Choral Room	175 *
Department Capacity		1050

Unscheduled Rooms - Space Availability (Elementary Rooms)		
Room #	Primary Use	Available Capacity
H109	Special Education	*
H151	Special Education	*
H143	Title I	*
G111H	Multipurpose	*
G152	Kindergarten	*
G113	Kindergarten	*
H146	First Grade	*
H144	First Grade	*
H141	Second Grade	*
H139	Second Grade	*
G128	Third Grade	*
G126	Third Grade	*
G122	Fourth Grade	*
G120	Fourth Grade	*
G118	Fifth Grade	*
G116	Fifth Grade	*
Department Capacity		0

Additional Notes:

Using a FTE capacity of 25 (Full-size classroom).

* Room primary use as per District's Key Plan

Sheffield Area Middle/High School Capacity Per Period

Warren County School District | Capacity Study

Room No.	Department	Primary Room Use	Available Daily Capacity	Avg. Student Periods Per Day	Percent Utilized	FTE
Art Department						
D102	Art Department	Art	140	43	30.71%	25
		Average Efficiency of Rooms Utilized by this Department:			30.71%	
Computer & Technology Department						
Library	Comp & Tech Department	Communications	140	24	17.14%	20
		Average Efficiency of Rooms Utilized by this Department:			17.14%	
Family & Consumer Science Department						
C109	Various FCS	Various FCS	210	50	23.81%	30
Language Arts Department						
C115	English Department	English/Social Studies	175	68	38.86%	25
A114	English Department	English	175	87	49.71%	25
A116	English Department	English	175	93	53.14%	25
A121-2	English Department	English	175	41	23.43%	25
		Average Efficiency of Rooms Utilized by this Department:			41.29%	
Math Department						
C109	Math Department	FCS/Math 7	175	30	17.14%	25
A119	Math Department	Math 6/Algebra	175	102	58.29%	25
A120	Math Department	Algebra/Geometry	175	77	44.00%	25
A120-2	Math Department	Algebra	175	6	3.43%	25
		Average Efficiency of Rooms Utilized by this Department:			30.71%	
Music Department						
Band	Music Department	Band/Chorus	175	34	19.43%	25
		Average Efficiency of Rooms Utilized by this Department:			19.43%	
Physical Education & Health Department						
Gym	Physical Education Department	Physical Education	231	78	33.77%	33
		Average Efficiency of Rooms Utilized by this Department:			33.77%	
Science Department						
B103	Science Department	Environmenta/Biology	175	79	45.14%	25
TBD	Science Department	Science 6,7,8	175	96	54.86%	25
Hayes	Science Department	Physics/Chemistry	175	43	24.57%	25
		Average Efficiency of Rooms Utilized by this Department:			41.52%	
Social Studies Department						
A102	Social Studies Department	Social Studies	175	69	39.43%	25
Knisley	Social Studies Department	Social Studies	175	81	46.29%	25
A117	Social Studies Department	Social Studies	175	92	52.57%	25
A118	Social Studies Department	Social Studies	175	33	18.86%	25
		Average Efficiency of Rooms Utilized by this Department:			39.29%	25
World Languages Department						
A121	World Languages Department	Spanish	175	52	29.71%	25
		Average Efficiency of Rooms Utilized by this Department:			29.71%	

Sheffield Area Middle/High School Capacity Per Period

Warren County School District | Capacity Study

Room No.	Department	Primary Room Use	Available Daily Capacity	Avg. Student Periods Per Day	Percent Utilized	FTE
Special Education Department						
C117	Special Education Department	Special Education	70	0	0.00%	10
A116-2	Special Education Department	Special Education	70	11	15.71%	10
Shaw	Special Education Department	Special Education	70	16	22.86%	10
Average Efficiency of Rooms Utilized by this Department:					12.86%	
Unscheduled Rooms						
A103	Unscheduled	STEM	175	0	0.00%	25
A102-2	Unscheduled	Computer	175	0	0.00%	25
C116	Unscheduled	Full-Size Classroom	175	0	0.00%	25
D101	Unscheduled	Computer	175	0	0.00%	25
D136	Unscheduled	21st Century	175	0	0.00%	25
E127	Unscheduled	Choral Room	175	0	0.00%	25
Average Efficiency of Rooms Utilized by this Department:					0.00%	
Total Efficiency			4956	1305	26.33%	738

Sheffield Area Middle/High School Capacity Per Period

Warren County School District | Capacity Study

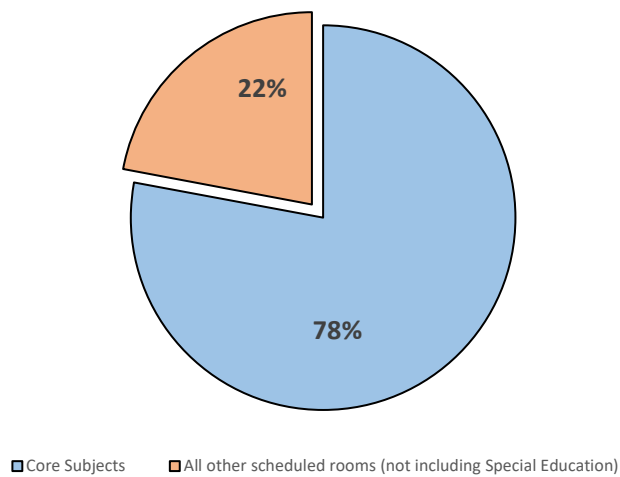
Color Key	7 periods available				
	Department	Primary Room Use	Available Daily Capacity	Avg. Student Periods Per Day	Percent Utilized
	Art Department	Art	140	43	30.71%
	Computer & Technology Department	Computer, Pre-Eng & Tech	140	24	17.14%
	Family & Consumer Science	Various FCS	210	50	23.81%
	Language Arts Department	Language Arts	700	289	41.29%
	Math Department	Algebra, Geometry, Calculus	700	215	30.71%
	Music Department	Band & Choir	175	34	19.43%
	Physical Education & Health Department	Physical Education	231	78	33.77%
	Science Department	Biology, Chemistry & Physics	525	218	41.52%
	Social Studies Department	History/Civics	700	275	39.29%
	World Languages Department	French & Spanish	175	52	29.71%
	Special Education Department	Special Education/Resource	210	27	12.86%
	Unscheduled Rooms	Unscheduled	1,050	0	0.00%
Total Efficiency			4,956	1,305	26.33%
Average Students Scheduled Per Period				186	

Sheffield Area Middle/High School Capacity Per Period

Warren County School District | Capacity Study

Core Subjects

Department	Available Capacity	Avg. Student Periods Per Day	Percent Utilized
Language Arts Department	700	289	41.29%
Math Department	700	215	30.71%
Science Department	525	218	41.52%
Social Studies Department	700	275	39.29%
Totals: Core Subjects	2625	997	37.98%
Totals: All other scheduled rooms (not including Special Education)	980	282	28.78%
Grand Totals	3,605	1279	35.48%



Total Space Utilization

	Available Capacity	Percent of Total Available Capacity
Total Building Student-Period Capacity	4,956	
Scheduled Student-Periods	1,305	26%
Surplus Student Period Capacity	3,651	74%

