



Warren County School District

Warren High School Capacity Study

Prepared by:

Thomas & Williamson
Program Management

- Baseline capacity and utilization data
 - Includes district updates
 - Using unfactored capacities at 7 periods per day
- November 22, 2022

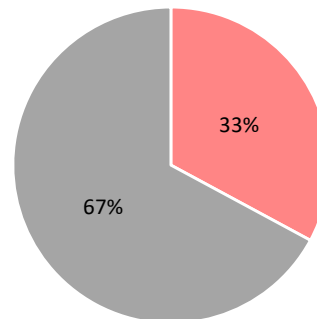
Warren Area High School Capacity Per Period

Warren County School District | Capacity Study

Art Department - Course Participation

Course	Avg. Student Periods/Day
Fine Art Skills	6
AP Art & Design	6
Ceramics	35
LSS Art Crafts	2
Art 1	33
Craft Skills	10
Totals	92

Total Utilization Rate



- Available Student Periods Utilized
- Surplus Student Period Capacity

Art Department - Space Availability

Room #	Primary Use	Available Capacity
F102	Art	140.0
F104	Art	140.0
Department Capacity		280.0

Art Department - Room Loading

Room #	Courses Provided	Avg. Student Periods Per Day	Avg. Student Teacher Asst. Periods Per Day	Percent Utilized
F102	Fine Art Skills	6	0	4.29% *
F102	AP Art & Design	6	0	4.29% *
F102	Ceramics	16	0	11.43% *
F102	Ceramics	19	0	13.57% *
F102	Advisory	0	0	0.00%
F102	LSS Art Crafts	2	0	1.43%
		49	0	35.00%

Average students per period: 8

F104	Art 1	17	0	12.14%
F104	Art 1	16	0	11.43%
F104	Craft Skills	10	0	7.14% *
F104	Advisory	0	0	0.00% *
		43	0	30.71%

Average students per period: 11

Department Total	92	0	Average students per period: 13
-------------------------	-----------	----------	--

Average Efficiency of Rooms Utilized by this Department: **32.86%**

Additional Notes:

* Classes offered this period are offered per semester/marking period vs entire year; 1st semester/marking period student total use
Support Center totals not included as they are held in LGI spaces

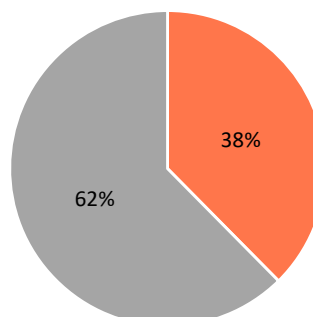
Warren Area High School Capacity Per Period

Warren County School DistrictI | Capacity Study

Computer & Technology Department - Course Participation

Course	Avg. Student Periods/Day
Computer 9	73
LSS Computer 9	10
Tech Design	22
Drivers Ed	13
Engineering & Technology	33
Arts & Communication	7
Total	158

Total Utilization Rate



■ Available Student Periods Utilized
■ Surplus Student Period Capacity

Computer & Technology Department - Space Availability

Room #	Primary Use	Available Capacity
C203	Computer 9	140.0
F105	Tech Design	140.0
A111	Engineering & Technology	140.0
Department Capacity		420

Computer & Technology Department - Room Loading

Room #	Courses Provided	Avg. Student Periods Per Day	Avg. Student Teacher Asst. Periods Per Day	Percent Utilized
C203	Computer 9	25	0	17.86% *
c203	Advisory	0	0	0.00%
C203	Advisory	0	0	0.00%
C203	Computer 9	23	0	16.43% *
C203	Computer 9	25	0	17.86% *
C203	LSS Computer 9	10	0	7.14%
		83	0	59.29%
F105	Tech Design	22	0	15.71% *
F105	Driver Ed	13	0	9.29% *
		35	0	25.00%
A111	Engineering & Technology	12	0	8.57%
A111	Engineering & Technology	11	0	7.86%
A111	Engineering & Technology	10	0	7.14%
A111	Arts & Communication	2	0	1.43%
A111	Arts & Communication	1	0	0.71%
A111	Arts & Communication	4	0	2.86%
		40	0	28.57%

Average students per period: 14

Average students per period: 18

Average students per period: 7

Department Total **158** **0** **Average students per period: 11**

Average Efficiency of Rooms Utilized by this Department: **37.62%**

Additional Notes:

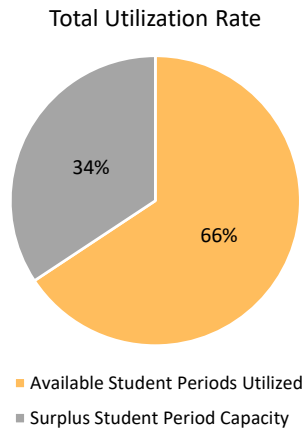
* Classes offered this period are offered per semester/markings period vs entire year; 1st semester/markings period student total use
Room F105; Teacher: Anderson; Travels to BWMS Periods 1-5
Support Center totals not included as they are held in LGI spaces

Warren Area High School Capacity Per Period

Warren County School District | Capacity Study

Family & Consumer Science Department - Course Participation	
Course	Avg. Student Periods/Day
Child Development	15
Foods Prep Tech	56
Sewing Crafts	21
Total	92

Family & Consumer Science Department - Space Availability		
Room #	Primary Use	Available Capacity
F101	Family & Consumer Science	140
Department Capacity		140



Family & Consumer Science Department - Room Loading				
Room #	Courses Provided	Avg. Student Periods Per Day	Ave Student Teacher Asst. Periods Per Day	Percent Utilized
F101	Child Development	15	0	10.71% *
F101	Food Prep Tech	13	0	9.29% *
F101	Sewing Crafts	21	0	15.00% *
F101	Foods Prep Tech	19	0	13.57% *
F101	Food Prep Tech	24	0	17.14% *
Department Total		92	0	65.71%

Average students per period: 18

Average Efficiency of Rooms Utilized by this Department: **65.71%**

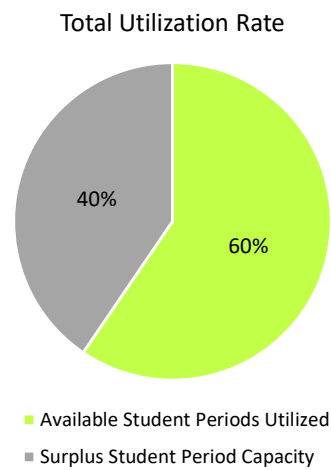
Additional Notes:

* Classes offered this period are offered per semester/marketing period vs entire year; 1st semester/marketing period student total used
Support Center totals not included as they are held in LGI spaces

Warren Area High School Capacity Per Period

Warren County School District | Capacity Study

Language Arts Department - Course Participation	
Course	Avg. Student Periods/Day
Mythology	11
Journalism I	12
Reading 101	31
Reading 201	19
English 9	56
English 9 CP	87
English 9 Honors	20
English 10	81
English 10 CP	53
English 10 Honors	13
English 11	61
English 11 CP	47
English 11 Honors	27
English 12	47
English 12 CP	46
AP English	14
Total	625



Available Student Periods Utilized
Surplus Student Period Capacity

Language Arts Department - Space Availability		
Room #	Primary Use	Available Capacity
D107	English 10	175
D110	English 10/12	175
D108	English 9/11	175
D111	English 11/12	175
D204	English 9/11	175
C101	Reading	175
Department Capacity		1050

Language Arts Department - Room Loading				
Room #	Courses Provided	Avg. Student Periods Per Day	Ave Student Teacher Asst. Periods Per Day	Percent Utilized
D107	Advisory	0	0	0.00%
D107	English 10 Honors	13	0	7.43%
D107	English 11	13	0	7.43%
D107	Journalism I	12	0	6.86%
D107	English 10 CP	26	0	14.86%
D107	English 10 CP	8	0	4.57%
D107	English 10 CP	19	0	10.86%
		91	0	52.00%
D110	Advisory	0	0	0.00%
D110	English 10	28	0	16.00%
D110	English 10	29	0	16.57%
D110	English 12	23	0	13.14%
D110	English 12	24	0	13.71%
D110	English 10	24	0	13.71%
		128	0	73.14%

Average students per period: 15

Average students per period: 26

Language Arts Department - Room Loading

D108	Advisory	0	0	0.00%	
D108	ES English	8	0	4.57%	
D108	English 11 CP	29	0	16.57%	
D108	English 9	21	0	12.00%	
D108	English 9	24	0	13.71%	
D108	English 9	11	0	6.29%	
D108	English 11 CP	18	0	10.29%	
		103	0	58.86%	Average students per period: 21
D111	Advisory	0	0	0.00%	
D111	AP English	14	0	8.00%	
D111	English 11 Honors	27	0	15.43%	
D111	English 11	28	0	16.00%	
D111	English 12 CP	29	0	16.57%	
D111	English 11	20	0	11.43%	
D111	English 12 CP	17	0	9.71%	
		135	0	77.14%	Average students per period: 23
D201	Advisory	0	0	0.00%	
D204	English 9 CP	20	0	11.43%	
D204	English 9 Honors	20	0	11.43%	
D204	English 9 CP	19	0	10.86%	
D204	English 9 CP	30	0	17.14%	
D204	Mythology	11	0	6.29%	*
D204	English 9 CP	18	0	10.29%	
		118	0	67.43%	Average students per period: 20
C101	Advisory	0	0	0.00%	
C101	Reading 101	13	0	7.43%	
C101	Reading 201	7	0	4.00%	
C101	Reading 201	7	0	4.00%	
C101	Reading 101	6	0	3.43%	*
C101	Reading 201	5	0	2.86%	
C101	Reading 101	12	0	6.86%	
		50	0	28.57%	Average students per period: 8
Department Total		625	0		Average students per period: 18

Average Efficiency of Rooms Utilized by this Department: **59.52%**

Additional Notes:

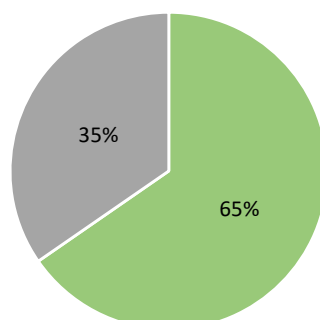
* Classes offered this period are offered per semester/marketing period vs entire year; 1st semester/marketing period student total use

Warren Area High School Capacity Per Period

Warren County School District | Capacity Study

Math Department - Course Participation	
Course	Avg. Student Periods/Day
Algebra Concepts	22
Algebra IA	62
Algebra IB	88
Algebra I CP	82
Algebra II	34
Algebra II CP	39
Algebra II Honors	20
Geometry	73
Geometry CP	28
Geometry Honors	23
Pre-Calculus CP	11
Pre-Calculus Honors	12
AP Calculus AB	17
Statistics	22
Consumer Math	39
Total	572

Total Utilization Rate



■ Available Student Periods Utilized
■ Surplus Student Period Capacity

Math Department - Space Availability		
Room #	Primary Use	Available Capacity
D211	Cons Math/Alg/Pre-Calc	175
D209	Geometry	175
F103	Algebra	175
D206	Algebra/Geometry	175
D109	Algebra	175
Department Capacity		875

Math Department - Room Loading				
Room #	Courses Provided	Avg. Student Periods Per Day	Avg. Student Teacher Asst. Periods Per Day	Percent Utilized
D211	Consumer Math	23	0	13.14%
D211	Advisory	0		0.00%
D211	Consumer Math	16	0	9.14%
D211	Pre-Calculus Honors	12	0	6.86%
D211	Algebra II CP	24	0	13.71%
D211	Algebra II CP	15	0	8.57%
D211	Pre-Calculus CP	11	0	6.29%
		101	0	57.71%
D209	Algebra IB	5	0	2.86% *
D209	Geometry	26	0	14.86%
D209	Geometry Honors	23	0	13.14%
D209	Geometry	13	0	7.43%
D209	Statistics	22	0	12.57%
D209	Geometry	13	0	7.43%
		102	0	58.29%
F103	Advisory	0	0	0.00%
F103	Algebra IB	14	0	8.00%
F103	AP Calculus AB	17	0	9.71%
F103	Algebra IB	27	0	15.43%
F103	Algebra IB	24	0	13.71%
F103	Algebra IB	18	0	10.29%

Average students per period: 14

Average students per period: 17

Math Department - Room Loading				
Room #	Courses Provided	Avg. Student Periods Per Day	Avg. Student Teacher Asst. Periods Per Day	Percent Utilized
F103	Algebra II Honors	20	0	11.43%
		120	0	68.57%
D206	Advisory	0	0	0.00%
D206	Geometry	21	0	12.00%
D206	Algebra 1A	12	0	6.86% *
D206	Algebra II	20	0	11.43%
D206	Geometry CP	23	0	13.14%
D206	Geometry CP	5	0	2.86%
		81	0	46.29%
D109	Advisory	0	0	0.00%
D109	Algebra II	14	0	8.00%
D109	Algebra Concepts	22	0	12.57%
D109	Algebra IA	26	0	14.86%
D109	Algebra I CP	27	0	15.43%
D109	Algebra IA	24	0	13.71%
D109	Algebra I CP	30	0	17.14%
D109	Algebra I CP	25	0	14.29%
		168	0	88.00%
Average students per period:				20
Average students per period:				15
Average students per period:				26
Average students per period:				19

Average Efficiency of Rooms Utilized by this Department: **65.37%**

Additional Notes:

Warren Area High School Capacity Per Period

Warren County School District | Capacity Study

Music Department - Course Participation

Course	Avg. Student Periods/Day
Senior Band	19
LSS Music	6
Orchestra	4
Ensemble Choir	7
Senior Choir	24
A Capella Choir	11
Total	71

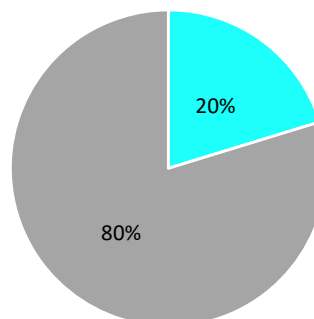
Music Department - Space Availability

Room #	Primary Use	Available Capacity
F113	Concert Choir	175
F108	Band/Orchestra	175
Department Capacity		350

Music Department - Room Loading

Room #	Courses Provided	Avg. Student Periods Per Day	Avg. Student Teacher Asst. Periods Per Day	Percent Utilized
F113	Senior Band	19	0	10.86%
F113	Advisory	0	0	0.00%
F113	Orchestra	4	0	2.29%
		23	0	13.14%
F108	Advisory	0	0	0.00%
F108	LSS Music	6	0	3.43%
F108	Ensemble Choir	7	0	4.00%
F108	Senior Choir	24	0	13.71%
F108	A Capella Choir	11	0	6.29%
		48	0	27.43%

Total Utilization Rate



- Available Student Periods Utilized
- Surplus Student Period Capacity

Average students per period: 8

Average students per period: 12

Average students per period: 10

Average Efficiency of Rooms Utilized by this Department: **20.29%**

Additional Notes:

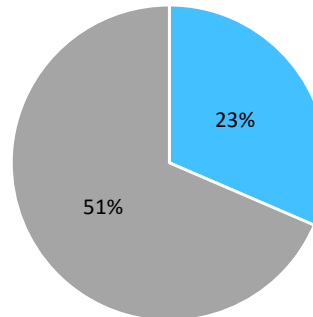
Support Center totals not included as they are held in LGI spaces

Warren Area High School Capacity Per Period

Warren County School District | Capacity Study

Physical Education & Health Department - Course Participation	
Course	Avg. Student Periods/Day
Health 9	48
Comp Sports Tourn	26
First Aid/CPR	14
Walk For Personal Fitness	41
Outdoor Adven	15
STEM 9	20
Adaptive PE	6
Str Weight Train	29
Total	199

Total Utilization Rate



- Available Student Periods Utilized
- Surplus Student Period Capacity

Physical Education & Health Department - Space Availability		
Room #	Primary Use	Available Capacity
Gym	Physical Education	231
B112	Health	175
Department Capacity		406.0

Physical Education & Health Department - Room Loading				
Room #	Courses Provided	Avg. Student Periods Per Day	Avg. Student Teacher Asst. Periods Per Day	Percent Utilized
B112	Health 9	20	0	11.43% *
B112	First Aid/CPR	14	0	8.00% *
B112	Health 9	28	0	16.00% *
B112	Walk for Personal Fitness	27	0	15.43% *
B112	Adaptive PE	6	0	3.43%
		95	0	54.29%
Gym	Advisory	0	0	0.00%
Gym	Comp Sports Tourn	26	0	14.86% *
Gym	Outdoor Adventures	15	0	8.57% *
Gym	STEM 9	20	0	11.43%
Gym	Walk for Personal Fitness	14	0	8.00% *
Gym	Str Weight Training	29	0	16.57% *
		104	0	59.43%

Average students per period: 19

Average students per period: 21

Department Total	199	0	Average students per period: 20
-------------------------	------------	----------	--

Average Efficiency of Rooms Utilized by this Department: **49.01%**

Additional Notes:

* Classes offerered this period are offered per semester/markng period vs entire year; 1st semester/markng period student total used

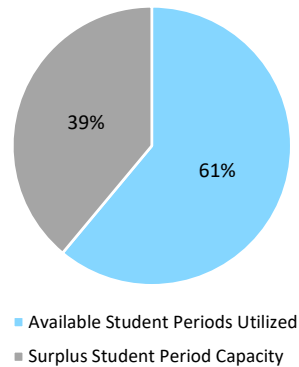
Support Center totals not included as they are held in LGI spaces

Warren Area High School Capacity Per Period

Warren County School District | Capacity Study

Science Department - Course Participation	
Course	Avg. Student Periods/Day
Intro Enviro	63
Intro Enviro CP	110
Biology	64
Biology CP	93
Adv Biology	43
AP Biology	16
EL Biology	13
Chemistry	57
Chemistry CP	84
At Risk Chemistry	8
Adv Inorg Chemistry	20
AP Chemistry	7
Physics CP	12
AP Physics I	18
Anatomy	19
Wildlife Ecology	14
Total	641

Total Utilization Rate



Science Department - Space Availability		
Room #	Primary Use	Available Capacity
C201	Intro Enviro	175
B208	Chemistry	175
A210	Chemistry	175
A214	Intro Enviro	175
B203	Biology	175
B207	Biology	175
Department Capacity		1050

Science Department - Course Loading				
Room #	Courses Provided	Avg. Student Periods Per Day	Avg. Student Teacher Asst. Periods Per Day	Percent Utilized
C201	Intro Enviro	19	0	10.86%
C201	Advisory	0	0	0.00%
C201	Biology	23	0	13.14%
C201	Biology	23	0	13.14%
C201	Intro Enviro	9	0	5.14%
C201	Intro Enviro	20	0	11.43%
		94	0	53.71%
B208	Chemistry	24	0	13.71%
B208	Chemistry CP	25	0	14.29%
B208	Chemistry	21	0	12.00%
B208	Chemistry CP	20	0	11.43%
B208	Adv Inorg Chemistry	20	0	11.43%
B208	Chemistry CP	25	0	14.29%
		135	0	77.14%
A210	Advisory	0	0	0.00%
A210	Physics CP	12	0	6.86%
A210	At Risk Chemistry	8	0	4.57%
A210	AP Physics I	18	0	10.29%
A210	Chemistry CP	14	0	8.00%
A210	AP Chemistry	7	0	4.00%
		59	0	33.71%

Average students per period: 16

Average students per period: 23

Average students per period: 12

Science Department - Course Loading

Room #	Courses Provided	Avg. Student Periods Per Day	Avg. Student Teacher Asst. Periods Per Day	Percent Utilized
A214	Advisory	0	0	0.00%
A214	Intro Enviro CP	30	0	17.14%
A214	ES Bio	13	0	7.43% *
A214	Intro Enviro CP	27	0	15.43%
A214	Intro Enviro	15	0	8.57%
A214	Intro Enviro CP	31	0	17.71%
A214	Intro Enviro CP	22	0	12.57%
		138	0	78.86%
		Average students per period: 23		
B203	Advisory	0	0	0.00%
B203	Biology CP	21	0	12.00%
B203	Biology CP	12	0	6.86%
B203	Biology CP	16	0	9.14%
B203	Biology CP	20	0	11.43%
B203	Wildlife Ecology	14	0	8.00% *
B203	AP Biology	16	0	9.14%
		99	0	56.57%
		Average students per period: 17		
B207	Biology CP	24	0	13.71%
B207	Advanced Biology	26	0	14.86%
B207	Anatomy	19	0	10.86%
B207	Chemistry	12	0	6.86%
B207	Biology	18	0	10.29%
B207	Advanced Biology	17	0	9.71%
		116	0	66.29%
		Average students per period: 19		

Department Total	641	0	Average students per period: 18
-------------------------	------------	----------	--

Average Efficiency of Rooms Utilized by this Department: **61.05%**

Additional Notes:

* Classes offerered this period are offered per semester/markng period vs entire year; 1st semester/markng period student total used.
Support Center totals not included as they are held in LGI spaces

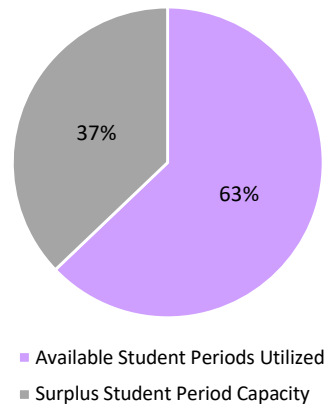
Warren Area High School Capacity Per Period

Warren County School District | Capacity Study

Social Studies Department - Course Participation

Course	Avg. Student Periods/Day
US History I	60
US History I CP	107
US History II	79
US History II CP	60
US Military History	9
American Government	44
American Government CP	23
AP US American Government	28
AP European History	33
Modern World	41
Modern World CP	29
Modern World History	12
Psychology	25
Total	550

Total Utilization Rate



Social Studies Department - Space Availability

Room #	Primary Use	Available Capacity
B105	US History	175
C207	US History	175
D207	US History	175
B114	Modern World	175
C107	American Government	175
Department Capacity		875

Social Studies Department - Room Loading

Room #	Courses Provided	Avg. Student Periods Per Day	Avg. Student Teacher Asst. Periods Per Day	Percent Utilized
B105	Advisory	0	0	0.00%
B105	US History I	20	0	11.43%
B105	US History I	19	0	10.86%
B105	US History II CP	23	0	13.14%
B105	AP US American Government	28	0	16.00%
B105	US History II CP	25	0	14.29%
B105	US History II CP	12	0	6.86%
		127	0	72.57%
C207	Advisory	0	0	0.00%
C207	American Government CP	16	0	9.14% *
C207	US History II	23	0	13.14%
C207	US History II	28	0	16.00%
C207	American Government CP	7	0	4.00% *
C207	US History II	20	0	11.43%
C207	US Military History	9	0	5.14% *
		103	0	58.86%
D207	Advisory	0	0	0.00%
D207	US History I CP	27	0	15.43%
D207	US History I CP	31	0	17.71%
D207	AP European History	33	0	18.86%
D207	US History I	21	0	12.00%
D207	US History I CP	29	0	16.57%
D207	US History I CP	20	0	11.43%

Average students per period: 18

Average students per period: 17

Social Studies Department - Room Loading

Room #	Courses Provided	Avg. Student Periods Per Day	Avg. Student Teacher Asst. Periods Per Day	Percent Utilized
--------	------------------	---------------------------------	---	---------------------

161

0

92.00%

Average students per period:

27

Social Studies Department - Room Loading

Room #	Courses Provided	Avg. Student Periods Per Day	Avg. Student Teacher Asst. Periods Per Day	Percent Utilized
B114	Advisory	0	0	0.00%
B114	Modern World	18	0	10.29%
B114	Modern World History	12	0	6.86% *
B114	Modern World CP	15	0	8.57%
B114	Psychology	25	0	14.29% *
B114	Modern World CP	14	0	8.00%
B114	Modern World	23	0	13.14%
		107	0	61.14%

Average students per period: 18

		0	0	0.00%
C107	American Government	24	0	13.71% *
C107	US History II	8	0	4.57% *
C107	American Government	20	0	11.43% *
		52	0	29.71%

Average students per period: 13

Department Total		550	0	
-------------------------	--	------------	----------	--

Average students per period: 19

Average Efficiency of Rooms Utilized by this Department: **62.86%**

Additional Notes:

* Classes offered this period are offered per semester/marketing period vs entire year; 1st semester/marketing period student total used.

Teacher White, (last classroom listed,) has yet to be assigned a room

Teacher White, also is assigned AD periods 6 & 7

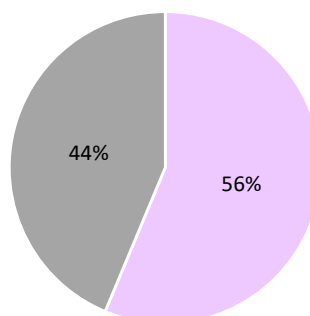
Warren Area High School Capacity Per Period

Warren County School District | Capacity Study

World Languages Department - Course Participation

Course	Avg. Student Periods/Day
Spanish I	108
Spanish II	50
Spanish III	30
Spanish IV	9
Total	197

Total Utilization Rate



■ Available Student Periods Utilized
■ Surplus Student Period Capacity

World Languages Department - Space Availability

Room #	Primary Use	Available Capacity
D210	Spanish	175
D208	Spanish	175
Department Capacity		350

World Languages Department - Room Loading

Room #	Courses Provided	Avg. Student Periods Per Day	Avg. Student Teacher Asst. Periods Per Day	Percent Utilized
D210	Advisory	0	0	0.00%
D210	Spanish III	9	0	5.14%
D210	Spanish IV	9	0	5.14%
D210	Spanish II	29	0	16.57%
D210	Spanish III	21	0	12.00%
D210	Spanish II	21	0	12.00%
		89	0	50.86%
D208	Spanish I	30	0	17.14%
D208	Spanish I	28	0	16.00%
D208	Spanish I	27	0	15.43%
D208	Spanish I	23	0	13.14%
		108	0	61.71%

Average students per period: 15

Average students per period: 27

Department Total **197** **0** **Average students per period: 20**

Average Efficiency of Rooms Utilized by this Department: **56.29%**

Additional Notes:

Room D208, Teacher Wilson, Travels to BWMS in the afternoon
Support Center totals not included as they are held in LGI spaces

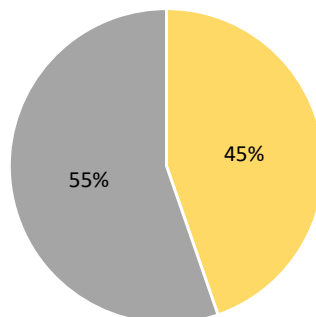
Warren Area High School Capacity Per Period

Warren County School District | Capacity Study

Special Education Department - Course Participation

Course	Avg. Student Periods/Day
Academic Support/Comm/Study Skills	72
Reading	10
English	72
Math	60
Science	70
Social Studies	20
Character Education	9
Advisory	0
Total	313

Total Utilization Rate



■ Available Student Periods Utilized
■ Surplus Student Period Capacity

Special Education Department - Space Availability

Room #	Primary Use	Available Capacity
B201	Special Education	70
D202	Special Education	70
D105	Special Education	70
D205	Special Education	70
A208	Special Education	70
D104	Special Education	70
D106	Special Education	70
C103	Advisory	70
B103	LSS/AS	70
A212	LSS/AS	70
Department Capacity		700

C103 should move to Unscheduled.

Special Education Department - Room Loading

Room #	Courses Provided	Avg. Student Periods Per Day	Avg. Student Teacher Asst. Periods Per Day	Percent Utilized
B201	Acad Sup/Com & Stud/Soc Skills	8	0	11.43%
B201	Academic Support	8	0	11.43%
B201	Biology	28	0	40.00%
B201	Func & Reading Foundations	8	0	11.43%
B201	Academic Support	4	0	5.71%
B201	Communication & Study Skills	1	0	1.43%
B201	Advisory	0	0	0.00%

		57	0	81.43%
D202	Functional Reading	2		2.86%
D202	English 9	8	0	11.43%
D202	English 10	10	0	14.29%
D202	Academic Support	9	0	12.86%
D202	ES English	5	0	7.14%
D202	Academic Support	3	0	4.29%

Average students per period: 8

		37	0	52.86%
D105	Advisory	0	0	0.00%
D105	English 11	9	0	12.86%
D105	English 12	3	0	4.29%
D105	Academic Support	7	0	10.00%
D105	Communication & Study Skills	5	0	7.14%

Average students per period: 7

		24	0	34.29%
D205	Advisory	0	0	0.00%

Average students per period: 6

Special Education Department - Room Loading					
Room #	Courses Provided	Avg. Student Periods Per Day	Avg. Student Teacher Asst. Periods Per Day	Percent Utilized	
D205	ES Math	10	0	14.29%	
D205	Algebra IA	7	0	10.00%	
D205	Algebra IA	5	0	7.14%	
D205	Academic Support	5	0	7.14%	
		27	0	38.57%	Average students per period: 7
D208	Advisory	0	0	0.00%	
A208	Functional English	5	0	7.14%	
A208	Functional Math	5	0	7.14%	
A208	Functional Science	4	0	5.71%	
A208	Functional English	4	0	5.71%	
A208	Functional Math	6	0	8.57%	
A208	Functional Science	4	0	5.71%	
A208	Advisory	0	0	0.00%	
		28	0	40.00%	Average students per period: 4
D104	Algebra Concepts/IA	5	0	7.14%	
D104	Intro Environmental Sci/Bio	12	0	17.14%	
D104	US History	12	0	17.14%	
D104	Academic Support	15	0	21.43%	
D104	English 9/10	9	0	12.86%	
D104	Character Education	4	0	5.71%	
D104	Advisory	0	0	0.00%	
		57	0	81.43%	Average students per period: 8
D106	Consumer Math/Geo/Alg B	12	0	17.14%	
D106	Gov't/Modern World	8	0	11.43%	
D106	Chemistry	13	0	18.57%	
D106	English 11	8	0	11.43%	
D106	Character Education	5	0	0.00%	
D106	Academic Support	7	0	10.00%	
D106	Advisory	0	0	0.00%	
		53	0	68.57%	Average students per period: 8
C103	Advisory	0	0	0.00%	
		0	0	0.00%	Average students per period: 0
B103	Advisory	0	0	0.00%	
B103	Functional English	7	0	10.00%	
B103	Functional Math	7	0	10.00%	
B103	Functional Science	7	0	10.00%	
B103	Functional English	4	0	5.71%	
B103	Functional Math	3	0	0.00%	
B103	Functional Science	2	0	2.86%	
		30	0	38.57%	Average students per period: 5
A212	English 9	0	0	0.00%	
A212	Math 9	0	0	0.00%	
A212	Science 9	0	0	0.00%	
A212	English 9	0	0	0.00%	
A212	Math 9	0	0	0.00%	
A212	Science 9	0	0	0.00%	
		0	0	0.00%	Average students per period: 0
Department Total		313	0		Average students per period: 6

Average Efficiency of Rooms Utilized by this Department: **44.71%**

Additional Notes:

Warren Area High School Capacity Per Period

Warren County School District | Capacity Study

Unscheduled Rooms - Space Availability			
Room #	Primary Use	Available Capacity	
B205	Science Classroom - Lecture	175.0	25
B210	Science Classroom - Lecture	175.0	25
C205	REG CLSRM	175.0	25
B101	SPED	70.0	10
B107	SPED	70.0	10
B109	SPED (IT O)	70.0	10
B108	SPED	70.0	10
C105	REG CLSRM	175.0	25
D102	SM CLSRM	70.0	10
F111	TECH ED	140.0	20
Department Capacity		1190	170

Additional Notes:

Using a FTE capacity of 25 (Full-size classroom).
Using a FTE Capacity of 20 (Lab & Computer rooms)
For Special Education Rooms, FTE Capacity is determined by sq ft
Room B110 - Life Skills Refocus Room - No Students Assigned
Room B106 - Nurse's Annex
Room B108 - Adaptive PE sometimes done here
Room B109 - Tech Office
Room F111- Old Wood Shop - No Students Assigned
Room B210 Chemistry Lab - No Students Assigned
Room C205 - Teacher Offices for EL & Gifted
Room 101 - LSS Kitchen
Room B107 - OT & Speech
Room C105 Yearbook Room - No Students Assigned
Room D102 - ES Refocus Room - No Students Assigned
LGI's not reflected
TV Studio not reflected

164 Students do their Advisory at WCCC

Warren Area High School Capacity Per Period

Warren County School District | Capacity Study

Room No.	Department	Primary Room Use	Available Daily Capacity	Avg. Student Periods Per Day	Percent Utilized	FTE
Art Department						
F102	Art Department	Art	140	49	35.00%	25
F104	Art Department	Art	140	43	30.71%	25
Average Efficiency of Rooms Utilized by this Department:					32.86%	
Computer & Technology Department						
C203	Comp & Tech Department	Computer 9	140	83	59.29%	20
F105	Comp & Tech Department	Tech Design	140	35	25.00%	20
A111	Comp & Tech Department	Engineering & Technology	140	40	28.57%	20
Average Efficiency of Rooms Utilized by this Department:					37.62%	
Family & Consumer Science Department						
F101	Family/Consumer Science	Family & Consumer Science	140	92	65.71%	20
Average Efficiency of Rooms Utilized by this Department:					65.71%	
Language Arts Department						
D107	English Department	English 10	175	91	52.00%	25
D110	English Department	English 10/12	175	128	73.14%	25
D108	English Department	English 9/11	175	103	58.86%	25
D111	English Department	English 11/12	175	135	77.14%	25
D204	English Department	English 9/11	175	118	67.43%	25
C101	English Department	Reading	175	50	28.57%	25
Average Efficiency of Rooms Utilized by this Department:					59.52%	
Math Department						
D211	Math Department	Cons Math/Alg/Pre-Calc	175	101	57.71%	25
D209	Math Department	Geometry	175	102	58.29%	25
F103	Math Department	Algebra	175	120	68.57%	25
D206	Math Department	Algebra/Geometry	175	81	46.29%	25
D109	Math Department	Algebra	175	168	96.00%	25
Average Efficiency of Rooms Utilized by this Department:					65.37%	
Music Department						
F113	Music Department	Concert Choir	175	23	13.14%	25
F108	Music Department	Band/Orchestra	175	48	27.43%	25
Average Efficiency of Rooms Utilized by this Department:					20.29%	
Physical Education & Health Department						
Gym	Physical Education Department	Physical Education	231	95	59.43%	33
B112	Physical Education Department	Health	175	104	54.29%	33
Average Efficiency of Rooms Utilized by this Department:					49.01%	

Warren Area High School Capacity Per Period

Warren County School District | Capacity Study

Room No.	Department	Primary Room Use	Available Daily Capacity	Avg. Student Periods Per Day	Percent Utilized	FTE
Science Department						
C201	Science Department	Intro Enviro	175	94	53.71%	25
B208	Science Department	Chemistry	175	135	77.14%	25
A210	Science Department	Chemistry	175	59	33.71%	25
A214	Science Department	Intro Enviro	175	138	78.86%	25
B203	Science Department	Biology	175	99	56.57%	25
B207	Science Department	Biology	175	116	66.29%	25
Average Efficiency of Rooms Utilized by this Department:					61.05%	
Social Studies Department						
B105	Social Studies Department	US History	175	127	72.57%	25
C207	Social Studies Department	US History	175	103	58.86%	25
D207	Social Studies Department	US History	175	161	92.00%	25
B114	Social Studies Department	Modern World	175	107	61.14%	25
C107	Social Studies Department	American Government	175	52	29.71%	25
Average Efficiency of Rooms Utilized by this Department:					62.86%	
World Languages Department						
D210	World Languages Department	Spanish	175	89	50.86%	25
D208	World Languages Department	Spanish	175	108	61.71%	25
Average Efficiency of Rooms Utilized by this Department:					56.29%	
Special Education Department						
B201	Special Education Department	Special Education	70	57	81.43%	10
D202	Special Education Department	Special Education	70	37	52.86%	10
D105	Special Education Department	Special Education	70	24	34.29%	10
D205	Special Education Department	Special Education	70	27	38.57%	10
A208	Special Education Department	Special Education	70	28	40.00%	10
D104	Special Education Department	Special Education	70	57	81.43%	10
D106	Special Education Department	Special Education	70	53	68.57%	10
C103	Special Education Department	Advisory	70	0	0.00%	10
B103	Special Education Department	LSS/AS	70	30	38.57%	10
A212	Special Education Department	LSS/AS	70	0	0.00%	10
Average Efficiency of Rooms Utilized by this Department:					44.71%	
Unscheduled Rooms						
B205	Unscheduled	Science Classroom - Lecture	175	0	0.00%	25
B210	Unscheduled	Science Classroom - Lecture	175	0	0.00%	25
C205	Unscheduled	REG CLSRM	175	0	0.00%	25
B101	Unscheduled	SPED	70	0	0.00%	10
B107	Unscheduled	SPED	70	0	0.00%	10
B109	Unscheduled	SPED (IT O)	70	0	0.00%	10
B108	Unscheduled	SPED	70	0	0.00%	10
C105	Unscheduled	REG CLSRM	175	0	0.00%	25
D102	Unscheduled	SM CLSRM	70	0	0.00%	25
F111	Unscheduled	TECH ED	140	0	0.00%	20
Average Efficiency of Rooms Utilized by this Department:					0.00%	
Total Efficiency			7686	3510	45.67%	1131

Warren Area High School Capacity Per Period

Warren County School District | Capacity Study

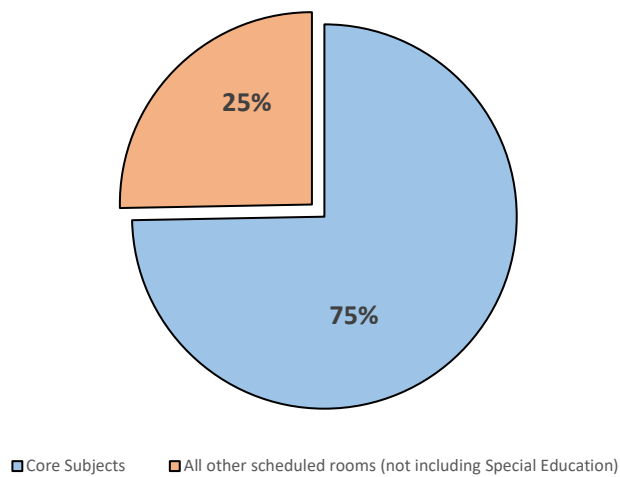
7 periods available					
Color Key	Department	Primary Room Use	Available Daily Capacity	Avg. Student Periods Per Day	Percent Utilized
	Art Department	Art	280	92	32.86%
	Computer & Technology Department	Computer, Pre-Eng & Tech	420	158	37.62%
	Family & Consumer Science Department	Food/Cooking	140	92	65.71%
	Language Arts Department	Language Arts	1,050	625	59.52%
	Math Department	Algebra, Geometry, Calculus	875	572	65.37%
	Music Department	Band & Choir	350	71	20.29%
	Physical Education & Health Department	Physical Education	406	199	49.01%
	Science Department	Biology, Chemistry & Physics	1,050	641	61.05%
	Social Studies Department	History/Civics	875	550	62.86%
	World Languages Department	French & Spanish	350	197	56.29%
	Special Education Department	Special Education/Resource	700	313	44.71%
	Unscheduled Rooms	Unscheduled	1,190	0	0.00%
Total Efficiency			7,686	3,510	45.67%
Average Students Scheduled Per Period				501	

Warren Area High School Capacity Per Period

Warren County School District | Capacity Study

Core Subjects

Department	Available Daily Capacity	Avg. Student Periods Per Day	Percent Utilized
Language Arts Department	1050	625	59.52%
Math Department	875	572	65.37%
Science Department	1050	641	61.05%
Social Studies Department	875	550	62.86%
Totals: Core Subjects	3850	2388	62.03%
Totals: All other scheduled rooms (not including Special Education)	1,946	809	41.57%
Grand Totals	5796	3197	55.16%



Total Space Utilization

	Available Capacity	Percent of Total Available Capacity
Total Building Student-Period Capacity	7,686	
Scheduled Student-Periods	3,510	46%
Surplus Student Period Capacity	4,176	54%

