



Warren County School District

Youngsville Middle/High School Capacity Study

Prepared by:

Thomas & Williamson
Program Management

- Baseline capacity and utilization data
 - Includes district updates
 - Using unfactored capacities at 7 periods per day
- November 22, 2022

Youngsville Middle High School Capacity Per Period

Warren County School DistrictI | Capacity Study

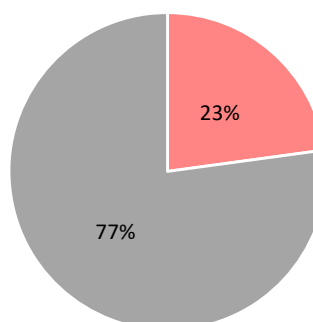
Art Department - Course Participation

Course	Avg. Student Periods/Day
Art I	9
Ceramics	6
Art 6	17
Totals	32

Art Department - Space Availability

Room #	Primary Use	Available Capacity
226	Art	140
Department Capacity		140

Total Utilization Rate



■ Available Student Periods Utilized
■ Surplus Student Period Capacity

Art Department - Room Loading

Room #	Courses Provided	Avg. Student Periods Per Day	Avg. Student Teacher Asst. Periods Per Day	Percent Utilized
226	Art I	9	0	6.43% *
226	Ceramics	6	0	4.29% *
226	Art 6	17	0	12.14% *
		32	0	22.86%

Average students per period: 11

Department Total	32	0	Average students per period: 11
Average Efficiency of Rooms Utilized by this Department:			22.86%

Additional Notes:

* Classes offered this period are offered per semester &/or marking period vs entire year; 1st semester/marketing period student tot:
Room 226's teacher (Walters) travels to YES periods 1-4

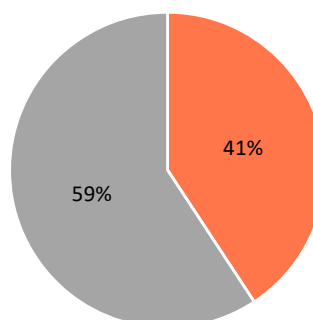
Youngsville Middle High School Capacity Per Period

Warren County School DistrictI | Capacity Study

Communications, Computer & Technology Department - Course Participation

Course	Avg. Student Periods/Day
Library 6	16
RSS 6	18
Comp 8	23
Comp 9	21
Comp 6	21
Tech 7	17
Tech 8	24
Stem 9	10
Stem 7	21
Total	171

Total Utilization Rate



- Available Student Periods Utilized
- Surplus Student Period Capacity

Communications, Computer & Technology Department - Space Availability

Room #	Primary Use	Available Capacity
135	Communications	140
218	Computer	140
136/137	Technology	140
Department Capacity		420

Communications, Computer & Technology Department - Room Loading

Room #	Courses Provided	Avg. Student Periods Per Day	Avg. Student Teacher Asst. Periods Per Day	Percent Utilized	
135	Library 6	16	0	11.43%	*
135	RSS 6	18	0	12.86%	*
		34	0	24.29%	Average students per period: 17
218	Comp 8	23	0	16.43%	*
218	Comp 9	21	0	15.00%	*
218	Comp 6	21	0	15.00%	*
		65	0	46.43%	Average students per period: 22
136/137	Tech 7	17	0	12.14%	*
136/137	Tech 8	24	0	17.14%	*
136/137	Stem 9	10	0	7.14%	*
136/137	Stem 7	21	0	15.00%	*
		72	0	51.43%	Average students per period: 18
Department Total		171	0		Average students per period: 19

Average Efficiency of Rooms Utilized by this Department: **40.71%**

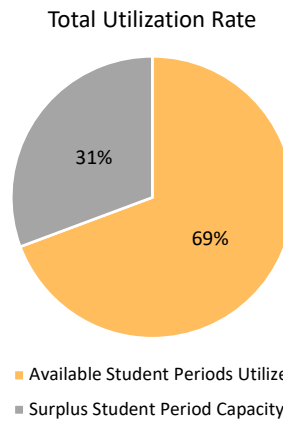
Additional Notes:

- * Classes offered this period are offered per semester/marking period vs entire year; 1st semester/marking period student total use
- Room 135's teacher (Pence) travels to YES periods 1-5
- Room 108's teacher (Linkerhof) travels to YES periods 1-2

Youngsville Middle High School Capacity Per Period

Warren County School District | Capacity Study

Family & Consumer Science Department - Course Participation	
Course	Avg. Student Periods/Day
Baking Essentials	20
Baking	23
Sewing	22
Parenting	10
FCS 7	22
Total	97



Family & Consumer Science Department - Space Availability		
Room #	Primary Use	Available Capacity
101	Family & Consumer Science	140
Department Capacity		140

Family & Consumer Science Department - Room Loading				
Room #	Courses Provided	Avg. Student Periods Per Day	Ave Student Teacher Asst. Periods Per Day	Percent Utilized
101	Baking Essentials	20	0	14.29% *
101	Baking	23	0	16.43% *
101	Sewing	22	0	15.71% *
101	Parenting	10	0	7.14% *
101	FCS 7	22	0	15.71% *
Department Total		97	0	69.29%

Average students per period: 19

Average Efficiency of Rooms Utilized by this Department: 69.29%

Additional Notes:

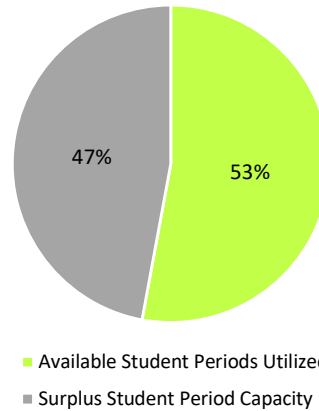
* Classes offered this period are offered per semester/marketing period vs entire year; 1st semester/marketing period student total used

Youngsville Middle High School Capacity Per Period

Warren County School District I | Capacity Study

Language Arts Department - Course Participation	
Course	Avg. Student Periods/Day
ELA 6	48
ELA 6th Elective	23
ELA 7	49
ELA 7th Elective	20
ELA 8	51
Reading 101	7
Reading 201	4
Reading 6	11
Reading 7	13
Reading 8	12
English 9	27
English 9 CP	20
English 10	17
English 10 CP	20
English 11	17
English 11 CP	11
English 12	21
English 12 CP	17
Mythology	21
World Geography	49
System 44	5
Total	463

Total Utilization Rate



Language Arts Department - Space Availability		
Room #	Primary Use	Available Capacity
211	High School ELA	175
216	High School ELA	175
207	Middle School ELA	175
224	Middle School ELA	175
200	Middle School ELA	175
Department Capacity		875

Language Arts Department - Room Loading				
Room #	Courses Provided	Avg. Student Periods Per Day	Ave Student Teacher Asst. Periods Per Day	Percent Utilized
211	Mythology	21	0	12.00% *
211	English 12 CP	17	0	9.71%
211	English 10 CP	20	0	11.43%
211	English 11 CP	11	0	6.29%
211	English 11	17	0	9.71%
		86	0	49.14%
216	English 9	27	0	15.43%
216	English 9 CP	20	0	11.43%
216	English 10	17	0	9.71%
216	English 12	21	0	12.00%
216	Enlignsh LS	9	0	5.14%
		85	0	48.57%

Average students per period: 17

Average students per period: 21

Language Arts Department - Room Loading

207	Reading 201	4	0	2.29%	
207	Reading 7	13	0	7.43%	
207	System 44	5	0	2.86%	*
207	Reading 6	11	0	6.29%	
207	Reading 8	12	0	6.86%	
		45	0	25.71%	Average students per period: 9
224	World Geography	25	0	14.29%	
224	ELA 6	24	0	13.71%	
224	ELA 6	24	0	13.71%	
224	ELA 6th Elective	23	0	13.14%	*
224	World Geography	24	0	13.71%	
		120	0	68.57%	Average students per period: 24
200	ELA 7	23	0	13.14%	
200	ELA 7	26	0	14.86%	
200	ELA 7 Elec	20	0	11.43%	*
200	ELA 8	27	0	15.43%	
200	ELA 8	24	0	13.71%	
200	Reading 101	7	0	4.00%	
		127	0	72.57%	Average students per period: 21
Department Total		463	0		Average students per period: 19

Average Efficiency of Rooms Utilized by this Department: **52.91%**

Additional Notes:

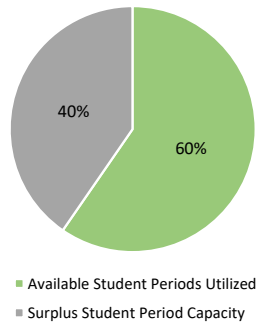
- * Classes offered this period are offered per semester/markings period vs entire year; 1st semester/markings period student total use
- Room 211 offers 1 Virtual Honors 11,12 class during period 2
- Room 216 offers 1 Virtual Honors 9,10 class during period 4

Youngsville Middle High School Capacity Per Period

Warren County School District | Capacity Study

Math Department - Course Participation	
Course	Avg. Student Periods/Day
Algebra I CP	29
Algebra I Honors	12
Algebra IA	27
Algebra IB	13
Algebra II	7
Algebra II CP	15
Consumer Math	20
Geometry	17
Geometry CP	11
HS Math LS	13
Math 7	43
Math EL 8	28
ML Math LS	12
Pre Algebra 8	41
Pre-Calc	8
Support Center	17
Total	313

Total Utilization Rate



Math Department - Space Availability		
Room #	Primary Use	Available Capacity
131	High School Math	175
132	High School Math	175
201	Middle School Math	175
Department Capacity		525

Math Department - Room Loading				
Room #	Courses Provided	Avg. Student Periods Per Day	Avg. Student Teacher Asst. Periods Per Day	Percent Utilized
131	Pre-Calc	8		4.57%
131	Algebra II CP	15	0	8.57%
131	Support Center	17	0	9.71%
131	Algebra II	7	0	4.00%
131	Consumer Math	20	0	11.43%
131	Algebra IB	13	0	7.43%
		80	0	45.71%
Average students per period: 13				
132	HS Math LS	13		
132	Geometry	17	0	9.71%
132	Geometry CP	11	0	6.29%
132	Algebra I CP	29	0	16.57%
132	Algebra IA	27	0	15.43%
132	Algebra I Honors	12	0	6.86%
		109	0	54.86%
Average students per period: 19				
201	ML Math LS	12	0	6.86%
201	Math 7	22	0	12.57%
201	Math 7	21	0	12.00%
201	Math EL 8	28	0	16.00% *
201	Pre Algebra 8	13	0	7.43%
201	Pre Algebra 8	28	0	16.00%
		124	0	64.00%
Average students per period: 22				
Department Total		313	0	Average students per period: 18

Average Efficiency of Rooms Utilized by this Department: **59.62%**

Additional Notes:

* Classes offered this period are offered per semester/marketing period vs entire year; 1st semester/marketing period student total use

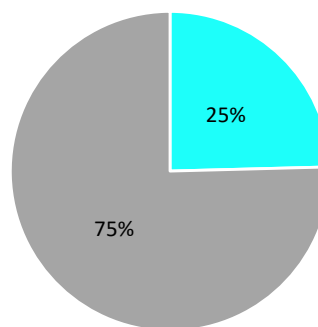
Youngsville Middle High School Capacity Per Period

Warren County School DistrictI | Capacity Study

Music Department - Course Participation	
Course	Avg. Student Periods/Day
Choir	6
ML & HS Orchestra	8
HS Band	9
ML Band	20
Total	43

Music Department - Space Availability		
Room #	Primary Use	Available Capacity
Band	Music	175
Department Capacity		175

Total Utilization Rate



- Available Student Periods Utilized
- Surplus Student Period Capacity

Music Department - Room Loading				
Room #	Courses Provided	Avg. Student Periods Per Day	Avg. Student Teacher Asst. Periods Per Day	Percent Utilized
Band	Choir	6	0	3.43%
Band	ML & HS Orchestra	8	0	4.57%
Band	HS Band	9	0	5.14%
Band	ML Band	20	0	11.43%
		43	0	24.57%
Department Total		43	0	

Average students per period: 11

Average students per period: 11

Average Efficiency of Rooms Utilized by this Department

24.57%

Additional Notes:

Schedule shows Room 112 (Anna Bielawski) assigned to Music department, however no classes or student totals are listed

Youngsville Middle High School Capacity Per Period

Warren County School District | Capacity Study

Physical Education & Health Department - Course Participation

Course	Avg. Student Periods/Day
Outdoor Ed	23
HPE 7	18
PE 6	23
Health 9	23
Competitive Sports	18
Walking	15
PE 8	15
Total	135

Physical Education & Health Department - Space Availability

Room #	Primary Use	Available Capacity
108	Physical Education	175
Gym	Physical Education	231
Department Capacity		406

Physical Education & Health Department - Room Loading

Room #	Courses Provided	Avg. Student Periods Per Day	Avg. Student Teacher Asst. Periods Per Day	Percent Utilized	
108	Outdoor Ed	23	0	13.14%	*
108	HPE	18	0	10.29%	*
108	PE 6	23	0	13.14%	*
108	Health 9	23	0	13.14%	*
108	Competitive Sports	18	0	10.29%	*
		105	0	60.00%	Average students per period: 21
Gym	Walking	15	0	6.49%	*
Gym	PE 8	15	0	6.49%	*
		30	0	12.99%	Average students per period: 15
Department Total		135	0	Average students per period: 19	

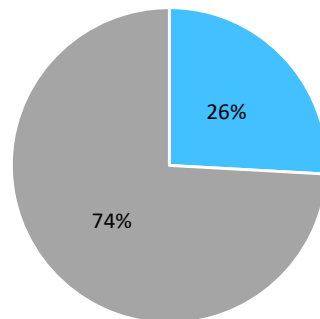
Average Efficiency of Rooms Utilized by this Department

33.25%

Additional Notes:

* Classes offered this period are offered per semester/marking periods vs entire year; 1st semester/marking period student total us Gym room's teacher (Darling) travels to YES periods 1-5

Total Utilization Rate



- Available Student Periods Utilized

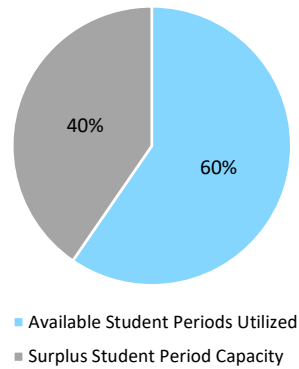
■ Surplus Student Period Capacity

Youngsville Middle High School Capacity Per Period

Warren County School District | Capacity Study

Science Department - Course Participation	
Course	Avg. Student Periods/Day
Anatomy	15
Biology	20
Biology CP	20
Chemistry	18
Chemistry CP	24
Inorganic Chemistry	13
Environmental Science	52
HS Sped Sci	8
Science 6	50
Science 7	48
7th Grade Elective Science	23
Science 8	53
Math 6	48
Support Center	25
Total	417

Total Utilization Rate



Science Department - Space Availability		
Room #	Primary Use	Available Capacity
104	High School Science	175
109	High School Science	175
225	Middle School Science/Math	175
106	Middle School Science	175
Department Capacity		700

Science Department - Course Loading				
Room #	Courses Provided	Avg. Student Periods Per Day	Avg. Student Teacher Asst. Periods Per Day	Percent Utilized
104	Support Center	25	0	14.29% *
104	HS SPED Science	8	0	4.57%
104	Inorganic Chemistry	13	0	7.43% *
104	Chemistry CP	7	0	4.00%
104	Chemistry	18	0	10.29%
104	Chemistry CP	17	0	9.71%
		88	0	50.29%
109	Environmental Science	28	0	16.00%
109	Environmental Science CP	24	0	13.71%
109	Anatomy	15	0	8.57%
109	Biology	20	0	11.43%
109	Biology CP	20	0	11.43%
		107	0	61.14%

Average students per period: 15

Average students per period: 21

Science Department - Course Loading

Room #	Courses Provided	Avg. Student Periods Per Day	Avg. Student Teacher Asst. Periods Per Day	Percent Utilized
225	Science 6	24	0	13.71%
225	Math 6	24	0	13.71%
225	Math 6	24	0	13.71%
225	Science 6	26	0	14.86%
		98	0	56.00%
106	Science 8	26	0	14.86%
106	Science 8	27	0	15.43%
106	7th Grade Elective Science	23	0	13.14% *
106	Science 7	24	0	13.71%
106	Science 7	24	0	13.71%
		124	0	70.86%
Department Total		417	0	

Why are these here?

Why are these here?

Average students per period: 25

*

Average students per period: 25

Average students per period: 21

Average Efficiency of Rooms Utilized by this Department: **59.57%**

Additional Notes:

* Classes offered this period are offered per semester/marketing period vs entire year; 1st semester/marketing period student total used

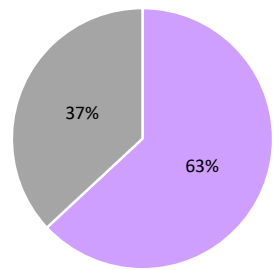
Youngsville Middle High School Capacity Per Period

Warren County School District | Capacity Study

Social Studies Department - Course Participation

Course	Avg. Student Periods/Day
US History I	24
US History I CP	26
US History II	20
US History II CP	22
American Government	16
American Government CP	28
Modern World History	14
Modern World History CP	15
Psychology I	15
Social Studies 7	49
Social Studies 8	52
8th Grade SS Elective	25
Support Center	25
Total	331

Total Utilization Rate



■ Available Student Periods Utilized
■ Surplus Student Period Capacity

Social Studies Department - Space Availability

Room #	Primary Use	Available Capacity
134	High School Social Studies	175
133	High School Social Studies	175
228	Middle School Social Studies	175
Department Capacity		525

Social Studies Department - Room Loading

Room #	Courses Provided	Avg. Student Periods Per Day	Avg. Student Teacher Asst. Periods Per Day	Percent Utilized	
134	American Government CP	28	0	16.00%	*
134	Psychology I	15	0	8.57%	*
134	American Government	16	0	9.14%	*
134	Support Center	23	0	13.14%	
134	ML Social Studies LS	2	0	1.14%	*
		84	0	48.00%	Average students per period: 17
133	Modern World History	14	0	8.00%	
133	US History II	20	0	11.43%	
133	US History I	24	0	13.71%	
133	Modern World History CP	15	0	8.57%	
133	US History II CP	22	0	12.57%	
133	US History I CP	26	0	14.86%	
		121	0	69.14%	Average students per period: 20
228	Support Center	19	0	10.86%	
228	Social Studies 8	27	0	15.43%	
228	Social Studies 8	25	0	14.29%	
228	8th Grade SS Elective	25	0	14.29%	*
228	Social Studies 7	24	0	13.71%	
228	Social Studies 7	25	0	14.29%	
		126	0	72.00%	Average students per period: 25
Department Total		331	0		Average students per period: 21

Average Efficiency of Rooms Utilized by this Department:

63.05%

Additional Notes:

* Classes offered this period are offered per semester/marking period vs entire year; 1st semester/marking period student total use

Youngsville Middle High School Capacity Per Period

Warren County School District | Capacity Study

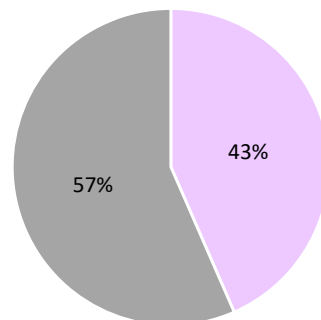
World Languages Department - Course Participation

Course	Avg. Student Periods/Day
Spanish I	44
Spanish III	9
Support Center	7
Spanish 8	16
Total	76

World Languages Department - Space Availability

Room #	Primary Use	Available Capacity
209	Spanish	175
Department Capacity		175

Total Utilization Rate



Available Student Periods Utilized
Surplus Student Period Capacity

World Languages Department - Room Loading

Room #	Courses Provided	Avg. Student Periods Per Day	Avg. Student Teacher Asst. Periods Per Day	Percent Utilized
209	Spanish I	22	0	12.57%
209	Spanish III	9	0	5.14%
209	Support Center	7	0	4.00%
209	Spanish I	22	0	12.57%
209	Spanish 8	16	0	9.14% *
		76	0	43.43%

Department Total

76

0

Average students per period:

15

Average students per period: 15

Average Efficiency of Rooms Utilized by this Department:

43.43%

Additional Notes:

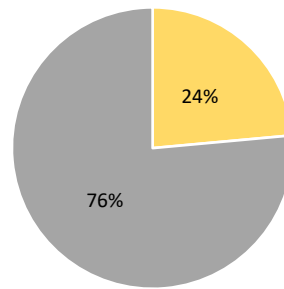
* Classes offerered this period are offered per semester/markig period vs entire year; 1st semester/markig period student total used

Youngsville Middle High School Capacity Per Period

Warren County School District | Capacity Study

Special Education Department - Course Participation	
Course	Avg. Student Periods/Day
Academic Support	15
ELA LS-9	9
HS Char ED	9
HS Social Studies LS	6
ML Math Support	5
ML Science LS	1
MLA LS	4
Science LS	8
Social Skills	9
Total	66

Total Utilization Rate



- Available Student Periods Utilized
- Surplus Student Period Capacity

Special Education Department - Space Availability		
Room #	Primary Use	Available Capacity
206	Special Education	70
215	Special Education	70
223	Special Education	70
227	Special Education	70
Department Capacity		280

Special Education Department - Room Loading				
Room #	Courses Provided	Avg. Student Periods Per Day	Avg. Student Teacher Asst. Periods Per Day	Percent Utilized
206	HS Char ED	9	0	12.86%
206	Science LS	8	0	11.43%
206	HS Social Studies LS	6	0	8.57%
206	ELA LS-9	9	0	12.86%
206	Academic Support	8	0	2.86%
206	Social Skills	9	0	12.86%
		49		61.43%
215	Academic Support	6	0	8.57%
215	ML Math Support	5	0	7.14%
		11		15.71%
223	Academic Support	1	0	1.43%
227	MLA LS	4	0	5.71%
227	ML Science LS	1	0	1.43%
		5		7.14%

Average students per period: 8.17

Average students per period: 6

Average students per period: 1

Average students per period: 6

Department Total

66

0

Average Efficiency of Rooms Utilized by this Department:

23.57%

Youngsville Middle High School Capacity Per Period

Warren County School District | Capacity Study

Unscheduled Rooms - Space Availability		
Room #	Primary Use	Available Capacity
105	Lab	140
107	Physics	175
130	Teacher Planning	175
202	Virtual Teaching	175
203	Social Worker Room	175
204	Refocus Room	175
206	Classroom	175
208	Unscheduled Full-size Rm	175
210	Teacher Lounge	175
215	Unscheduled Full-size Rm	175
221/222	Unscheduled Full-size Rm	175
Department Capacity		1890

Additional Notes:

Using a FTE capacity of 25 (Full-size classroom).

Primary Uses as per District provided key plans

Room 105 * Lab used by science room 104

Room 107 *Old physics room not being used

Room 130 *Used for laptop development, conferences, meetings.

Room 202 *Used for virtual education by Melissa Landis

Room 203 *Used once a week

Room 204 *Used for Special Education

Room 206 *Used for virtual education by Jimmy Hammils

Room 208 *Eagles Nest Room, not used for anything right now

Room 210 *Faculty lounge

Room 215 *Lita Sahkli's Special Education Room

Room 221/222 *Large connected room used for support center or larger classes that don't fit in their usual classroom

Youngsville Middle High School Capacity Per Period

Warren County School District | Capacity Study

Room No.	Department	Primary Room Use	Available Daily Capacity	Avg. Student Periods Per Day	Percent Utilized	FTE
Art Department						
226	Art Department	Art	140	32	22.86%	20
Average Efficiency of Rooms Utilized by this Department:					22.86%	
Computer & Technology Department						
135	Comp & Tech Department	Communications	140	34	24.29%	20
218	Comp & Tech Department	Computer	140	65	46.43%	20
136/137	Comp & Tech Department	Technology	140	72	51.43%	20
Average Efficiency of Rooms Utilized by this Department:					40.71%	
Family & Consumer Science Department						
101	Family/Consumer Science	Family & Consumer Science	140	97	69.29%	20
Average Efficiency of Rooms Utilized by this Department:					69.29%	
Language Arts Department						
211	English Department	High School ELA	175	86	49.14%	25
216	English Department	High School ELA	175	85	48.57%	25
207	English Department	Middle School ELA	175	45	25.71%	25
224	English Department	Middle School ELA	175	120	68.57%	25
200	English Department	Middle School ELA	175	127	72.57%	25
Average Efficiency of Rooms Utilized by this Department:					52.91%	
Math Department						
131	Math Department	High School Math	175	80	45.71%	25
132	Math Department	High School Math	175	109	62.29%	25
201	Math Department	Middle School Math	175	124	70.86%	25
Average Efficiency of Rooms Utilized by this Department:					59.62%	
Music Department						
Band	Music Department	Music	175	43	24.57%	25
Average Efficiency of Rooms Utilized by this Department:					24.57%	
Physical Education & Health Department						
108	Physical Education Department	Physical Education	175	105	60.00%	25
Gym	Physical Education Department	Physical Education	231	30	12.99%	33
Average Efficiency of Rooms Utilized by this Department:					33.25%	

Youngsville Middle High School Capacity Per Period

Warren County School District I | Capacity Study

Room No.	Department	Primary Room Use	Available Daily Capacity	Avg. Student Periods Per Day	Percent Utilized	FTE
Science Department						
104	Science Department	High School Science	175	88	50.29%	25
109	Science Department	High School Science	175	107	61.14%	25
225	Science Department	Middle School Science/Math	175	98	56.00%	25
106	Science Department	Middle School Science	175	124	70.86%	25
Average Efficiency of Rooms Utilized by this Department:					59.57%	
Social Studies Department						
134	Social Studies Department	High School Social Studies	175	84	48.00%	25
133	Social Studies Department	High School Social Studies	175	121	69.14%	25
228	Social Studies Department	Middle School Social Studies	175	126	72.00%	25
Average Efficiency of Rooms Utilized by this Department:					63.05%	
World Languages Department						
209	World Languages Department	Spanish	175	76	43.43%	25
Average Efficiency of Rooms Utilized by this Department:					43.43%	
Special Education Department						
206	Special Education Department	Special Education	70	49	70.00%	10
215	Special Education Department	Special Education	70	11	15.71%	10
227	Special Education Department	Special Education	70	1	1.43%	10
223	Special Education Department	Special Education	70	5	7.14%	10
Average Efficiency of Rooms Utilized by this Department:					23.57%	
Unscheduled Rooms						
105	Unscheduled	Lab	140	0	0.00%	20
107	Unscheduled	Physics	175	0	0.00%	25
130	Unscheduled	Teacher Planning	175	0	0.00%	25
202	Unscheduled	Virtual Teaching	175	0	0.00%	25
203	Unscheduled	Social Worker Room	175	0	0.00%	25
204	Unscheduled	Refocus Room	175	0	0.00%	25
206	Unscheduled	Classroom	175	0	0.00%	25
208	Unscheduled	Unscheduled Full-size Rm	175	0	0.00%	25
210	Unscheduled	Teacher Lounge	175	0	0.00%	25
215	Unscheduled	Unscheduled Full-size Rm	175	0	0.00%	25
221/222	Unscheduled	Unscheduled Full-size Rm	175	0	0.00%	25
Average Efficiency of Rooms Utilized by this Department:					0.00%	
Total Efficiency			6,251	2,144	34.30%	893

Youngsville Middle High School Capacity Per Period

Warren County School District | Capacity Study

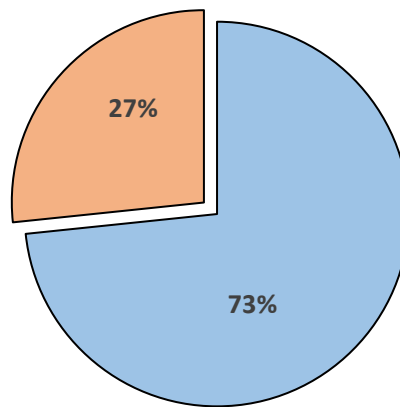
7 periods available					
Color Key	Department	Primary Room Use	Available Daily Capacity	Avg. Student Periods Per Day	Percent Utilized
	Art Department	Art	140	32	22.86%
	Computer & Technology Department	Computer, Pre-Eng & Tech	420	171	40.71%
	Family & Consumer Science Department	Food/Cooking	140	97	69.29%
	Language Arts Department	Language Arts	875	463	52.91%
	Math Department	Algebra, Geometry, Calculus	525	313	59.62%
	Music Department	Band & Choir	175	43	24.57%
	Physical Education & Health Department	Physical Education	406	135	33.25%
	Science Department	Biology, Chemistry & Physics	700	417	59.57%
	Social Studies Department	History/Civics	525	331	63.05%
	World Languages Department	French & Spanish	175	76	43.43%
	Special Education Department	Special Education/Resource	280	66	23.57%
	Unscheduled Rooms	Unscheduled	1,890	0	0.00%
Total Efficiency			6,251	2,144	34.30%
Average Students Scheduled Per Period				357	

Youngsville Middle High School Capacity Per Period

Warren County School DistrictI | Capacity Study

Core Subjects

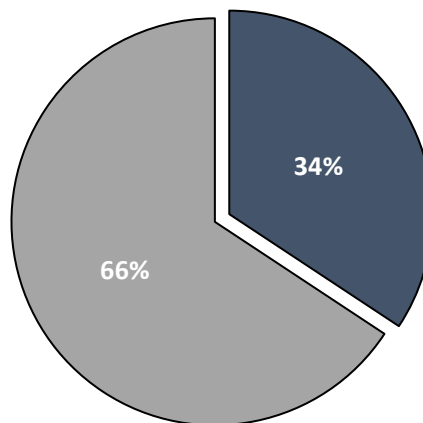
Department	Available Capacity	Avg. Student Periods Per Day	Percent Utilized
Language Arts Department	875	463	52.91%
Math Department	525	313	59.62%
Science Department	700	417	59.57%
Social Studies Department	525	331	63.05%
Totals: Core Subjects	2625	1524	58.06%
Totals: All other scheduled rooms (not including Special Education)	1,456	554	38.05%
Grand Totals	4081	2078	50.92%



■ Core Subjects ■ All other scheduled rooms (not including Special Education)

Total Space Utilization

	Available Capacity	Percent of Total Available Capacity
Total Building Student-Period Capacity	6,251	
Scheduled Student-Periods	2,144	34%
Surplus Student Period Capacity	4,107	66%



■ Scheduled Student-Periods ■ Surplus Student Period Capacity