

## CONTRACT FOR INTERMEDIATE UNIT SPECIAL EDUCATION PROGRAMS AND SERVICES FOR THE 2008-09 SCHOOL YEAR

The Intermediate Unit agrees to provide Special Education Programs and Services according to the attached contracts. These services include programs within the district and/or the Intermediate Unit Special Education Consortium. In addition, the Intermediate Unit will provide Administrative Support to these Programs and Services.

These Programs and Services are available to all districts who have entered into a consortium contract with the I.U. In return, students who are residents of Warren County School District may participate in Programs and Services in any district that has entered into a consortium contract with the I.U.

The host district will charge for regular education costs.

Due Process Expenses are not included in this contract. Any expenses will be directly invoiced to the district.

The Intermediate Unit will invoice Warren County School District for any students that are kindergarten age but continue in the Early Intervention program.

It is our mutual intention the Programs and Services will continue to be provided for 3 years (July 1, 2007 through June 30, 2010), subject to programmatic and fiscal adjustments, which may be reviewed by either party at any time.

Grand Total cost for Programs and Services is \$144,081.65; the schedule of payments is as follows:

The Schedule of Payments is as follows:

August 15 -	\$	14,408.17
October 1 -	\$	28,816.34
December 1 -	\$	21,612.25
February 1 -	\$	21,612.25
April 1 -	\$	21,612.25
June 1 -	\$	36,020.39

\_\_\_\_\_  
I. U. Executive Director      Date

\_\_\_\_\_  
I. U. Special Education Director      Date

\_\_\_\_\_  
District Superintendent      Date

\_\_\_\_\_  
District Special Education Director      Date

\_\_\_\_\_  
District Business Manager      Date

**WARREN COUNTY**

School District

**WARREN COUNTY SCHOOL DISTRICT  
2008-09 SCHOOL YEAR**

As of 05/08 Run

**Programs within Warren County School District**

Assignment	Teacher	Location	ADMs	Cost	
Visually Impaired Support	[REDACTED]		0.235	35,519.91	
PT/OT Support				77,187.00	
Staff Development				2,500.00	115,206.91

**Students within IU #5 Consortium Classes**

Assignment	Student	Location/Teacher(s)	ADMs	Cost	
Hearing Impaired Support	[REDACTED]	Parker Middle/Broadbent	0.530	16,984.97	
Hearing Impaired Support	[REDACTED]	Parker Middle/Douglass		4,143.36	
Speech/Language Support	[REDACTED]	Parker Middle/Vommaro	0.020	2,327.16	23,455.49

**2008-09 Special Education Consortium Subtotal 138,662.40**

**Students within IU #5 Institutional Classes**





Assignment	Student	Institution	Days	Cost	
Emotional Support	[REDACTED]	Hermitage House	59	5,419.25	5,419.25

**2008-09 Special Education Institution Subtotal 5,419.25**

**2008-09 Special Education Estimated Contract 05/08 144,081.65**

This contract will be reconciled at the end of the 08-09 School Year for Warren County students that enter/exit IU Consortium Programs.  
This estimated contracted was done on 05/08 child count data and 03/08 institutional child count data.

**CONTRACT FOR INTERMEDIATE UNIT SPECIAL EDUCATION PROGRAMS  
AND SERVICES FOR THE 2008-09 SCHOOL YEAR**

Type of Service:	<u>Visually Impaired Support</u>			<u>3.5</u>
Salaries:	<u>Location</u>	<u>Name/Position</u>	<u>Salary</u>	<u>198,514</u>
			24,500	
			63,302	
			64,269	
			46,443	
Substitutes				<u>41,148</u>
Insurance				<u>7,593</u>
Social Security				<u>7,077</u>
Retirement				
Course Credit Reimbursement				<u>480</u>
Unemployment Compensation				<u>1,588</u>
Worker's Compensation				
Purchased Educational Services				
Contracted Services				
Rental				
Contracted Carriers - Field Trips, etc.				
Communications - Telephone, Postage				<u>15,300</u>
Travel				<u>1,750</u>
Classroom Supplies				
Community-Based Educational Practices				<u>1,750</u>
Books and Periodicals				<u>13,300</u>
Supervisory Cost				
TOTAL COSTS:				<u><b>288,500</b></u>

**ITINERANT**  
School District

# 1.0 Factor

BC	0.010	1,511.49		
BC	0.005	755.74		
BC	0.005	755.74	0.020	3,022.97
EC-EI	0.010	1,511.49	0.010	1,511.49
EI	0.005	755.74		
EI	0.010	1,511.49		
EI	0.010	1,511.49		
EI	0.005	755.74		
EI	0.005	755.74	0.035	5,290.20
Conneaut	0.010	1,511.49		
Conneaut	0.010	1,511.49		
Conneaut	0.010	1,511.49		
Conneaut	0.005	755.74		
Conneaut	0.005	755.74		
Conneaut	0.005	755.74		
Conneaut	0.010	1,511.49		
Conneaut	0.010	1,511.49		
Conneaut	0.010	1,511.49		
Conneaut	0.010	1,511.49	0.085	12,847.63
Corry	0.005	755.74		
Corry	0.002	348.48		
Corry	0.035	5,290.20		
Corry	0.180	27,206.74		
Corry	0.030	4,534.46		
Corry	0.010	1,511.49		
Corry	0.005	755.74		
Corry	0.008	1,133.61		
Corry	0.005	755.74	0.280	42,292.21
Crawford Central	0.005	755.74		
Crawford Central	0.005	755.74		
Crawford Central	0.010	1,511.49		
Crawford Central	0.005	755.74		
Crawford Central	0.005	755.74		
Crawford Central	0.010	1,511.49		
Crawford Central	0.010	1,511.49		
Crawford Central	0.010	1,511.49		
Crawford Central	0.010	1,511.49	0.070	10,580.40
Erie City	0.015	2,267.23		
Erie City	0.020	3,022.97		
Erie City	0.005	755.74		
Erie City	0.005	755.74		
Erie City	0.005	755.74		
Erie City	0.005	755.74		
Erie City	0.005	755.74		
Erie City	0.005	755.74		
Erie City	0.080	12,091.88		
Erie City	0.030	4,534.46		
Erie City	0.005	755.74		
Erie City	0.020	3,022.97		
Erie City	0.020	3,022.97		
Erie City	0.025	3,778.71		
Erie City	0.015	2,267.23		
Erie City	0.020	3,022.97		
Erie City	0.005	755.74		
Erie City	0.005	755.74		
Erie City	0.005	755.74		
Erie City	0.005	755.74	0.300	45,344.57
Fairview	0.005	755.74		
Fairview	0.060	9,068.91	0.065	9,824.66


Fort LeBoeuf	0.010	1,511.49		
Fort LeBoeuf	0.005	755.74		
Fort LeBoeuf	0.010	1,511.49		
Fort LeBoeuf	0.010	1,511.49		
Fort LeBoeuf	0.010	1,511.49		
Fort LeBoeuf	0.010	1,511.49	0.055	8,313.17
General McLane	0.010	1,511.49		
General McLane	0.005	755.74		
General McLane	0.010	1,511.49		
General McLane	0.030	4,534.46		
General McLane	0.030	4,534.46	0.085	12,847.63
Girard	0.003	415.66		
Girard	0.010	1,511.49		
Girard		-		
Girard	0.030	4,534.46		
Girard	0.060	9,068.91		
Girard		-		
Girard	0.010	1,511.49		
Girard	0.010	1,511.49		
Girard	0.022	3,375.65		
Girard		-		
Girard	0.010	1,511.49	0.155	23,440.62
Harbor Creek	0.060	9,068.91		
Harbor Creek	0.060	9,068.91		
Harbor Creek	0.005	755.74	0.125	18,893.57
Iroquois	0.005	755.74		
Iroquois	0.010	1,511.49		
Iroquois	0.030	4,534.46	0.045	6,801.68
Millcreek	0.005	755.74		
Millcreek	0.007	999.26		
Millcreek	0.080	12,091.88		
Millcreek	0.010	1,511.49		
Millcreek	0.005	755.74		
Millcreek	0.005	755.74		
Millcreek	0.005	755.74		
Millcreek	0.005	755.74		
Millcreek	0.005	755.74		
Millcreek	0.025	3,778.71		
Millcreek	0.005	755.74		
Millcreek	0.010	1,511.49	0.162	24,427.29
North East	0.005	755.74		
North East	0.005	755.74		
North East	0.010	1,511.49		
North East	0.005	755.74	0.025	3,778.71
Northwestern	0.005	755.74	0.005	755.74
PENNCREST	0.005	755.74		
PENNCREST	0.002	334.93		
PENNCREST	0.010	1,511.49		
PENNCREST	0.020	3,022.97		
PENNCREST	0.010	1,511.49		
PENNCREST	0.010	1,511.49		
PENNCREST	0.005	755.74		
PENNCREST	0.005	755.74		
PENNCREST	0.010	1,511.49		
PENNCREST	0.005	755.74	0.082	12,426.82
Union City	0.010	1,511.49		
Union City	0.010	1,511.49		
Union City	0.010	1,511.49		
Union City	0.005	755.74		
Union City	0.005	755.74	0.040	6,045.94
Warren County	0.005	755.74		
Warren County	0.005	755.74		
Warren County	0.010	1,511.49		
Warren County	0.005	755.74		
Warren County	0.005	755.74		



Warren County		0.020	3,022.97		
Warren County		0.005	755.74		
Warren County		0.010	1,511.49		
Warren County		0.005	755.74		
Warren County		0.120	18,137.83		
Warren County		0.030	4,534.46		
Warren County		0.005	755.74		
Warren County		0.005	755.74		
Warren County		0.005	755.74	0.235	35,519.91
Wattsburg		0.010	1,511.49		
Wattsburg		0.005	755.74		
Wattsburg		0.005	755.74		
Wattsburg		0.010	1,511.49	0.030	4,534.46
05/08 Run		1.909	288,499.65	1.909	288,499.65


**CONTRACT FOR INTERMEDIATE UNIT SPECIAL EDUCATION PROGRAMS  
AND SERVICES FOR THE 2008-09 SCHOOL YEAR**

Type of Service: Hearing Impaired Support 1

Salaries:	<u>Location</u>	<u>Name/Position</u>	<u>Salary</u>	<u>58,502</u>
	Parker Middle School		58,502	

Substitutes	700
Insurance	13,716
Social Security	2,264
Retirement	2,191
Course Credit Reimbursement	
Unemployment Compensation	160
Worker's Compensation	474
Purchased Educational Services	
Contracted Services - Interpreter time in classroom	9,668
Rental	
Contracted Carriers - Field Trips, etc.	
Communications - Telephone, Postage	
Travel	
Classroom Supplies	500
Community-Based Educational Practices	270
Books and Periodicals	500
Supervisory Cost	3,800
<b>TOTAL COSTS:</b>	<b><u>92,744</u></b>

**GENERAL MCLANE**  
School District

	1.0 Factor	1.25 Factor	1.5 Factor
Corry	0.870	27,351.72	1.088
Crawford Central	0.530	16,662.54	0.663
Erie City	0.120	3,772.65	0.150
Erie City	0.120	3,772.65	0.150
General McLane	0.240	7,545.30	0.240
General McLane	0.020	628.78	0.020
General McLane	0.020	628.78	0.020
Northwestern	0.260	8,174.08	0.325
Warren County 	0.530	16,662.54	0.663
Wattsburg	0.240	7,545.30	0.300
05/08 Run	2.950	92,744.35	3.618


**CONTRACT FOR INTERMEDIATE UNIT SPECIAL EDUCATION PROGRAMS  
AND SERVICES FOR THE 2008-09 SCHOOL YEAR**

Type of Service: Hearing Impaired Support 1

Salaries:	<u>Location</u>	<u>Name/Position</u>	<u>Salary</u>	<u>18,724</u>
	Parker Middle		18,724	

Substitutes	<u>363</u>
Insurance	<u>13,697</u>
Social Security	<u>730</u>
Retirement	<u>701</u>
Course Credit Reimbursement	
Unemployment Compensation	<u>160</u>
Worker's Compensation	<u>153</u>
Purchased Educational Services	
Contracted Services	
Rental	
Contracted Carriers - Field Trips, etc.	
Communications - Telephone, Postage	
Travel	
Classroom Supplies	
Community-Based Educational Practices	
Books and Periodicals	
Supervisory Cost	
 TOTAL COSTS:	 <u><b>34,528</b></u>

**GENERAL MCLANE**  
School District

	1.0 Factor	1.25 Factor	1.5 Factor
Classroom	8.750	9,667.84	
Crawford Central	3.750	4,143.36	
Corry		-	
Erie City		-	
Erie City		-	
General McLane	7.500	8,286.72	
General McLane		-	
General McLane		-	
Northwestern		-	
Warren County 	3.750	4,143.36	
Wattsburg	7.500	8,286.72	
 05/08 Run	 31.250	 34,528.00	



**CONTRACT FOR INTERMEDIATE UNIT SPECIAL EDUCATION PROGRAMS  
AND SERVICES FOR THE 2008-09 SCHOOL YEAR**

Type of Service: Speech and Language Support 1

Salaries:	<u>Location</u>	<u>Name/Position</u>	<u>Salary</u>
	Itinerant	 (70%)	34,026

Substitutes	
Insurance	<u>9,601</u>
Social Security	<u>1,302</u>
Retirement	<u>1,274</u>
Course Credit Reimbursement	
Unemployment Compensation	<u>112</u>
Worker's Compensation	<u>272</u>
Purchased Educational Services	
Contracted Services	
Rental	
Contracted Carriers - Field Trips, etc.	
Communications - Telephone, Postage	
Travel	<u>900</u>
Classroom Supplies	<u>1,050</u>
Community-Based Educational Practices	
Books and Periodicals	
Supervisory Cost	<u>2,660</u>
<b>TOTAL COSTS:</b>	<b><u>51,197</u></b>

**ITINERANT**  
School District

Crawford Central	0.020	2,327.16	Parker Middle
Erie City	0.020	2,327.16	Parker Middle
Fairview	0.020	2,327.16	Lakeside Commons
Fairview	0.020	2,327.16	Lakeside Commons
Fort LeBoeuf	0.020	2,327.16	Lakeside Commons
General McLane	0.020	2,327.16	Parker Middle
General McLane	0.020	2,327.16	Lakeside Commons
Girard	0.020	2,327.16	Lakeside Commons
North East	0.020	2,327.16	Lakeside Commons
PENNCREST	0.020	2,327.16	Union City Elementary
PENNCREST	0.020	2,327.16	Lakeside Commons
PENNCREST	0.040	4,654.32	Edinboro Elem
Union City	0.020	2,327.16	Lakeside Commons
Union City	0.020	2,327.16	Union City Elementary
Union City	0.020	2,327.16	Union City Elementary
Union City	0.020	2,327.16	Union City Elementary
Union City	0.020	2,327.16	Union City Elementary
Warren County	0.020	2,327.16	Parker Middle
Wattsburg	0.020	2,327.16	Parker Middle
Wattsburg	0.040	4,654.32	Edinboro Elem
05/08 Run	0.440	51,197.47	


**CONTRACT FOR INTERMEDIATE UNIT SPECIAL EDUCATION PROGRAMS  
AND SERVICES FOR THE 2008-09 SCHOOL YEAR**

Type of Service: Emotional Support 1

Salaries:	<u>Location</u>	<u>Name/Position</u>	<u>Salary</u>	<u>57,302</u>
	Hermitage House		57,302	

Substitutes	1,500
Insurance	13,716
Social Security	2,249
Retirement	2,146
Course Credit Reimbursement	
Unemployment Compensation	160
Worker's Compensation	470
Purchased Educational Services - Behavior Specialist	25,000
Contracted Services - Psychological Services	11,000
Rental	
Contracted Carriers - Field Trips, etc.	
Communications - Telephone, Postage	
Travel	
Classroom Supplies	1,500
Community-Based Educational Practices	450
Books and Periodicals	1,500
Supervisory Cost	3,800
Administrative Charge	7,248
 TOTAL COSTS:	 <u>128,041</u>

**PENNCREST  
School District**

Crawford Central	119	10,930.34		
Erie City	46	4,225.17		
Erie City	133	12,216.27		
Erie City	11	1,010.37		
Erie City	127	11,665.16		
General McLane	180	16,533.29		
General McLane	8	734.81		
Millcreek	171	15,706.63		
Warren County 	59	5,419.25		
Ward of State	180	16,533.29		
Ward of State	180	16,533.29		
Oil City	180	16,533.29	180	16,533.29
 03/08 Run				
Total Days	1394	Daily Tuition Rate		91.85
Days in School Calendar	180			
ADMs	7.744444444	128,041.16		