



Warren County School District

Sheffield Area Middle/High School Capacity Study

Prepared by:

Thomas & Williamson
Program Management

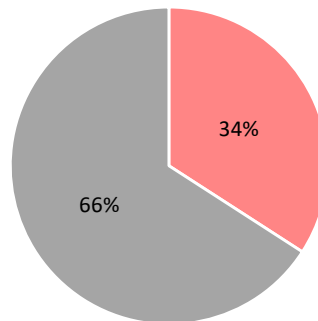
-Baseline capacity and utilization data
-Includes district updates
October 26, 2022

Sheffield Area Middle/High School Capacity Per Period

Warren County School District | Capacity Study

Art Department - Course Participation	
Course	Avg. Student Periods/Day
Art 7	12
Art 6	11
Art I	11
Craft Skills	9
Advisory	0
Totals	43

Total Utilization Rate



Art Department - Space Availability		
Room #	Primary Use	Available Capacity
D102	Art	126
Department Capacity		126

- Available Student Periods Utilized
- Surplus Student Period Capacity

Art Department - Room Loading				
Room #	Courses Provided	Avg. Student Periods Per Day	Avg. Student Teacher Asst. Periods Per Day	Percent Utilized
D102	Art 7	12	0	9.52% *
D102	Art 6	11	0	8.73% *
D102	Art I	11	0	8.73%
D102	Craft Skills	9	0	7.14%
D102	Advisory	0	0	0.00% **
		43	0	34.13%

Average students per period: 9

Department Total	43	0	Average students per period: 11
Average Efficiency of Rooms Utilized by this Department:		34.13%	

Additional Notes:

* Classes offered this period are offered per semester/marketing period vs entire year; 1st semester/marketing period student total used

** Advisory student total is an average

Art Teacher travels to Elementary School Period 1 & 2

Sheffield Area Middle/High School Capacity Per Period

Warren County School DistrictI | Capacity Study

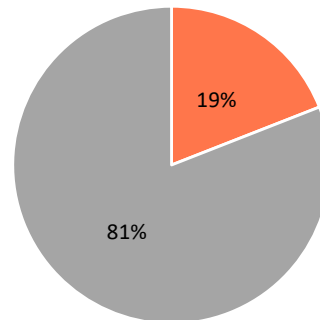
Communications Department - Course Participation

Course	Avg. Student Periods/Day
Info Lit Skills	11
Research	13
Advisory	0
Total	24

Communications Department - Space Availability

Room #	Primary Use	Available Capacity
Library	Communications	126
Department Capacity		126

Total Utilization Rate



■ Available Student Periods Utilized
■ Surplus Student Period Capacity

Communications Department - Room Loading

Room #	Courses Provided	Avg. Student Periods Per Day	Avg. Student Teacher Asst. Periods Per Day	Percent Utilized
Library	Info Lit Skills	11	0	8.73%
Library	Research	13	0	10.32% *
Library	Advisory	0	0	0.00% **
		24	0	19.05%

Average students per period: 8

Department Total **24** **0** **Average students per period: 8**

Average Efficiency of Rooms Utilized by this Department: **19.05%**

Additional Notes:

* Classes offered this period are offered per semester/marking period vs entire year;

** Advisory student total is an average

Communications Teacher travels to Elementary School Periods 1 & 2

Communications Teacher travels to Support Center Period 6

Sheffield Area Middle/High School Capacity Per Period

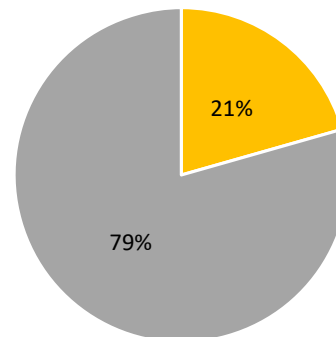
Warren County School District | Capacity Study

30 Students Per Section

Family & Consumer Science Department - Course Participation

Course	Avg. Student Periods/Day
Baking Essentials	15
Consumer Life Skills	12
Child Development	23
Total	50

Total Utilization Rate



- Available Student Periods Utilized
- Surplus Student Period Capacity

Family & Consumer Science Department - Space Availability

Room #	Primary Use	Available Capacity
C109	Various FCS	243
Department Capacity		243

Family & Consumer Science Department - Room Loading

Room #	Courses Provided	Avg. Student Periods Per Day	Percent Utilized
C109	Baking Essentials	15	6.17%
C109	Consumer Life Skills	12	4.94%
C109	Child Development	23	9.47%
C109	Support Center	0	0.00%
			0.00%
		50	20.58%

Department Total **50**

Average Efficiency of Rooms Utilized by this Department: **20.58%**

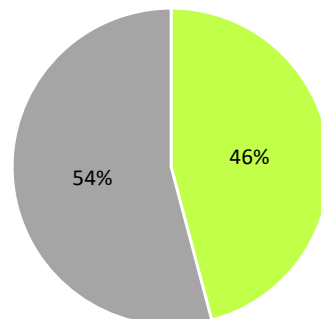
Additional Notes:

Sheffield Area Middle/High School Capacity Per Period

Warren County School District | Capacity Study

Language Arts Department - Course Participation	
Course	Avg. Student Periods/Day
English 6 Core Ele	10
ELA 6	29
ELA 7	31
ELA 8	30
English 9	16
English 9 CP	17
English 10	13
English 10 CP	20
English 11	11
English 11 CP	18
English 12	9
English 12 CP	15
Reading 101	4
Reading 201	4
Reading 6	6
Reading 7	12
Reading 8	11
Social Studies 6	29
Advisory	0
Total	289

Total Utilization Rate



■ Available Student Periods Utilized
■ Surplus Student Period Capacity

Language Arts Department - Space Availability		
Room #	Primary Use	Available Capacity
C115	English/Social Studies	157.5
A114	English	157.5
A116	English	157.5
A121-2	English	157.5
Department Capacity		630

Language Arts Department - Room Loading				
Room #	Courses Provided	Avg. Student Periods Per Day	Ave Student Teacher Asst. Periods Per Day	Percent Utilized
C115	ELA 6	14	0	8.89%
C115	ELA 6	15	0	9.52%
C115	English 6 Core Ele	10	0	6.35% *
C115	Social Studies 6	14	0	8.89%
C115	Social Studies 6	15	0	9.52%
C115	Advisory	0	0	0.00% **
		68	0	43.17%
Average students per period: 11				
A114	ELA 8	14	0	8.89%
A114	ELA 8	16	0	10.16%
A114	English 12 CP	15	0	9.52%
A114	English 10 CP	20	0	12.70%
A114	English 10	13	0	8.25%
A114	English 12	9	0	5.71%
A114	Advisory	0	0	0.00% **
		87	0	55.24%
Average students per period: 12				

Language Arts Department - Room Loading

A116	ELA 7	16	0	10.16%	
A116	ELA 7	15	0	9.52%	
A116	English 9 CP	17	0	10.79%	
A116	English 11 CP	18	0	11.43%	
A116	English 9	16	0	10.16%	
A116	English 11	11	0	6.98%	
A116	Advisory	0	0	0.00%	**
		93	0	59.05%	Average students per period: 13
A121-2	Reading 201	4	0	2.54%	
A121-2	Reading 8	11	0	6.98%	
A121-2	Reading 6	6	0	3.81%	
A121-2	Reading 7	12	0	7.62%	
A121-2	Reading 101	4	0	2.54%	
A121-2	Advisory	0	0	0.00%	**
ADD	Support	4			
		41	0	23.49%	Average students per period: 6
Department Total		289	0		Average students per period: 11

Average Efficiency of Rooms Utilized by this Department: **45.87%**

Additional Notes:

* Classes offerered this period are offered per semester/markng period vs entire year;

** Advisory student total is an average

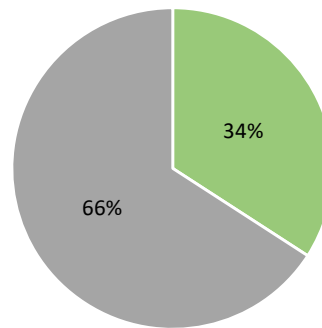
Teacher Camp travels to Support Center Period 3

Sheffield Area Middle/High School Capacity Per Period

Warren County School District | Capacity Study

Math Department - Course Participation	
Course	Avg. Student Periods/Day
Math 6	28
Math 7	30
Algebra Concepts	2
Pre Algebra 8	38
Algebra IA	19
Algebra IB	11
Algebra ICP	17
Algebra II CP	17
Geometry	5
Geometry CP	19
Pre-Calculus	10
Consumer Math	19
Total	215

Total Utilization Rate



■ Available Student Periods Utilized
■ Surplus Student Period Capacity

Math Department - Space Availability		
Room #	Primary Use	Available Capacity
C109	FCS/Math 7	157.5
A119	Math 6/Algebra	157.5
A120	Algebra/Geometry	157.5
A120-2	Algebra	157.5
Department Capacity		630

Burkett

Math Department - Room Loading				
Room #	Courses Provided	Avg. Student Periods Per Day	Avg. Student Teacher Asst. Periods Per Day	Percent Utilized
C109	Math 7	15	0	9.52%
C109	Math 7	15	0	9.52%
		30	0	19.05%
A119	Math 6	14	0	8.89%
A119	Math 6	14	0	8.89%
A119	Pre-Algebra 8	19	0	12.06%
A119	Pre-Algebra 8	19	0	12.06%
A110	Consumer Math	19	0	12.06%
A119	Algebra II CP	17	0	10.79%
		102	0	64.76%
A120	Algebra I CP	17	0	10.79%
A120	Algebra IA	15	0	9.52%
A120	Pre-Calculus	10	0	6.35%
A120	Geometry CP	19	0	12.06%
A120	Geometry	5	0	3.17%
A120	Algebra IB	11	0	6.98%
		77	0	48.89%

Burkett

Burkett

Average students per period: 15

Average students per period: 17

Average students per period: 13

Math Department - Room Loading				
Room #	Courses Provided	Avg. Student Periods Per Day	Avg. Student Teacher Asst. Periods Per Day	Percent Utilized
A120-2	Algebra Concepts	2	0	1.27%
A120-2	Algebra IA	4	0	2.54%
		6	0	3.81%

Average students per period: 3

Department Total	215	0	Average students per period: 13
-------------------------	------------	----------	----------------------------------------

Average Efficiency of Rooms Utilized by this Department: **34.13%**

Additional Notes:

Sheffield Area Middle/High School Capacity Per Period

Warren County School District | Capacity Study

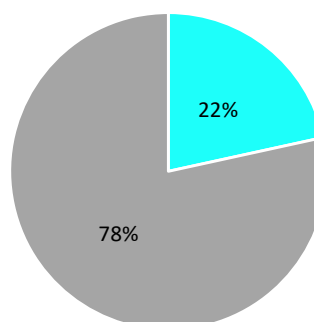
Music Department - Course Participation

Course	Avg. Student Periods/Day
Band/Chorus	25
Advisory	0
Total	25

Music Department - Space Availability

Room #	Primary Use	Available Capacity
Band	Band/Chorus	157.5
Department Capacity		157.5

Total Utilization Rate



■ Available Student Periods Utilized
■ Surplus Student Period Capacity

Music Department - Room Loading

Room #	Courses Provided	Avg. Student Periods Per Day	Avg. Student Teacher Asst. Periods Per Day	Percent Utilized
E127	Band/Chorus	34	0	21.59% *
E127	Advisory	0	0	0.00% **
		34	0	21.59%

Average students per period: 17

Department Total **34** **0** **Average students per period: 17**

Average Efficiency of Rooms Utilized by this Department: **21.59%**

Additional Notes:

* Classes offered this period are offered per semester/marketing period vs entire year;

** Advisory student total is an average

Music Teacher travels to Elementary school 1/2 day and Support Center Period 5

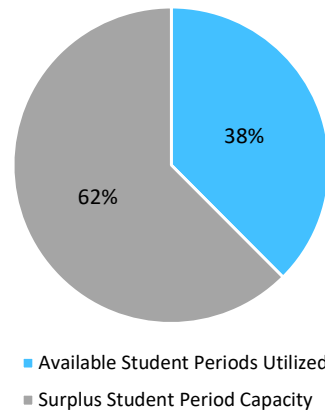
Sheffield Area Middle/High School Capacity Per Period

Warren County School District | Capacity Study

Physical Education & Health Department - Course Participation	
Course	Avg. Student Periods/Day
Walking	12
PE 7	30
PE 8	20
Competitive Sport	16
Total	78

Physical Education & Health Department - Space Availability		
Room #	Primary Use	Available Capacity
Gym	Physical Education	207.9
Department Capacity		207.9

Total Utilization Rate



Physical Education & Health Department - Room Loading				
Room #	Courses Provided	Avg. Student Periods Per Day	Avg. Student Teacher Asst. Periods Per Day	Percent Utilized
Gym	Walking	12	0	5.77%
Gym	PE 7	30	0	14.43% *
Gym	PE 8	20	0	9.62% *
Gym	Competitive Sport	16	0	7.70% *
Department Total		78	0	37.52%

Average students per period: 20

Average Efficiency of Rooms Utilized by this Department:

37.52%

Additional Notes:

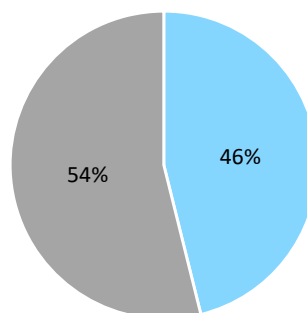
* Classes offered this period are offered per semester vs entire year; 1st semester
PE Teacher travels to Elementary School Periods 1 & 2

Sheffield Area Middle/High School Capacity Per Period

Warren County School District | Capacity Study

Science Department - Course Participation	
Course	Avg. Student Periods/Day
Science 6	29
Science 7	31
Science 8	36
Science 8 Core Elective	10
Biology	13
Biology CP	20
Chemistry	13
Chemistry CP	13
Environmental	19
Environmental CP	17
Physics	17
Total	218

Total Utilization Rate



- Available Student Periods Utilized
- Surplus Student Period Capacity

Science Department - Space Availability		
Room #	Primary Use	Available Capacity
B103	Environmenta/Biology	157.5
TBD	Science 6,7,8	157.5
Hayes	Physics/Chemistry	157.5
Department Capacity		472.5

Science Department - Course Loading				
Room #	Courses Provided	Avg. Student Periods Per Day	Avg. Student Teacher Asst. Periods Per Day	Percent Utilized
B103	Environmental	19	0	12.06%
B103	Environmental CP	17	0	10.79%
B103	Biology	13	0	8.25%
B103	Biology CP	20	0	12.70%
B102	Science 8 Core Elective	10	0	6.35%

*

79 **0** **50.16%** Average students per period: 16

B111	Science 7	15	0	9.52%
B111	Science 7	16	0	10.16%
TBD	Science 8	20	0	12.70%
TBD	Science 8	16	0	10.16%
TBD	Science 6	15	0	9.52%
TBD	Science 6	14	0	8.89%
		96	0	60.95%

Average students per period: 16

Hayes	Physics/Physics CP	17	0	10.79%
Hayes	Chemistry	13	0	8.25%
Hayes	Chemistry CP	13	0	8.25%
		43	0	27.30%

Average students per period: 14

Department Total **218** **0** **Average students per period: 16**

Average Efficiency of Rooms Utilized by this Department:

46.14%

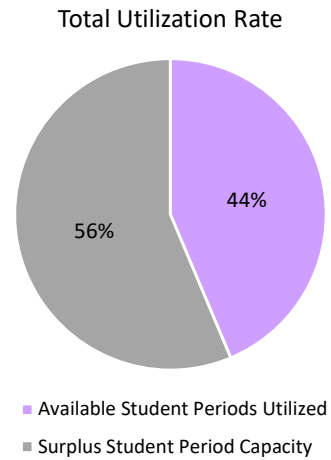
Additional Notes:

- * Classes offered this period are offered per semester/marketing period vs entire year;
- Hayes teaches virtual classes periods 3-5

Sheffield Area Middle/High School Capacity Per Period

Warren County School District | Capacity Study

Social Studies Department - Course Participation	
Course	Avg. Student Periods/Day
Social Studies 7	29
Social Studies 8	36
Social Studies 8 Core Elective	17
Social Studies Elective	19
US I CP	20
US II CP	20
US History I	18
US History II	9
American Government	26
Modern World	7
Computer 8	16
Computer 9	17
Creating Tech	8
STEM 6	14
STEM 9	19
Total	275



Social Studies Department - Space Availability		
Room #	Primary Use	Available Capacity
A102	Social Studies	157.5
Knisley	Social Studies	157.5
A117	Social Studies	157.5
A118	Social Studies	157.5
Department Capacity		630

Social Studies Department - Room Loading				
Room #	Courses Provided	Avg. Student Periods Per Day	Avg. Student Teacher Asst. Periods Per Day	Percent Utilized
A102	Computer 9	17	0	10.79% *
A102	Social Studies Elective	19	0	12.06%
A102	Computer 8	16	0	10.16% *
A102	SS 8 Core Elective	17	0	10.79% *
		69	0	43.81%
Average students per period: 17				
Knisley	US II CP	20	0	12.70%
Knisley	Creating Tech	8	0	5.08% *
Knisley	STEM 9	19	0	12.06% *
Knisley	STEM 6	14	0	8.89% *
Knisley	US I CP	20	0	12.70%
		81	0	51.43%
Average students per period: 16				

Social Studies Department - Room Loading

Room #	Courses Provided	Avg. Student Periods Per Day	Avg. Student Teacher Asst. Periods Per Day	Percent Utilized
A117	Social Studies 8	16	0	10.16%
A117	Social Studies 8	20	0	12.70%
A117	US History I	18	0	11.43%
A117	US History II	9	0	5.71%
A117	Social Studies 7	15	0	9.52%
A117	Social Studies 7	14	0	8.89%
		92	0	58.41%
A118	American Government CP	9	0	5.71% *
A118	American Government	17	0	10.79% *
A118	Modern World CP	7	0	4.44%
Support Center		33	0	20.95%

Average students per period: 15

Average students per period: 11

Department Total	275	0	Average students per period: 15
-------------------------	------------	----------	----------------------------------------

Average Efficiency of Rooms Utilized by this Department: **43.65%**

Additional Notes:

* Classes offered this period are offered per semester/marking period vs entire year;

Smoulder (A102) travels to Elementary periods 1 & 2

Knisley travels to Support Center period 7

Copley (A118) travels to Support Center period 1; is scheduled for AD periods 4 & 7

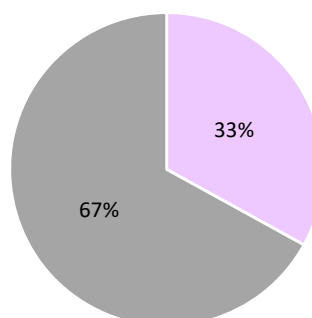
Sheffield Area Middle/High School Capacity Per Period

Warren County School District | Capacity Study

World Languages Department - Course Participation

Course	Avg. Student Periods/Day
Intro to Spanish	12
Spanish I	20
Spanish II	11
Spanish III	0
Advisory	0
Total	43

Total Utilization Rate



- Available Student Periods Utilized
- Surplus Student Period Capacity

World Languages Department - Space Availability

Room #	Primary Use	Available Capacity
A121	Spanish	157.5
Department Capacity		157.5

World Languages Department - Room Loading

Room #	Courses Provided	Avg. Student Periods Per Day	Avg. Student Teacher Asst. Periods Per Day	Percent Utilized
A121	Intro to Spanish	12	0	7.62% *
A121	Spanish I	20	0	12.70%
A121	Spanish II	11	0	6.98%
A121	Spanish III	9	0	5.71%
A121	Advisory	0	0	0.00% **
		52	0	33.02%

Average students per period: 10

World Languages Department - Room Loading

Room #	Courses Provided	Avg. Student Periods Per Day	Avg. Student Teacher Asst. Periods Per Day	Percent Utilized
--------	------------------	---------------------------------	-----------------------------------------------	---------------------

Department Total	52	0	Average students per period: 10
-------------------------	-----------	----------	----------------------------------------

Average Efficiency of Rooms Utilized by this Department: **33.02%**

Additional Notes:

- * Classes offerered this period are offered per semester/markig period vs entire year;
- ** Advisory student total is an average
- Periods 6 & 7 are held virtually

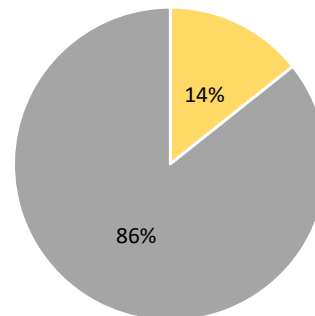
Sheffield Area Middle/High School Capacity Per Period

Warren County School District | Capacity Study

Special Education Department - Course Participation

Course	Avg. Student Periods/Day
Inclusion ELA 6	
Inclusion Math 6	
Inclusion Math 7	
Reading Foundations	
English 11/12	
Academic Support	
Algebra Concepts	3
Algebra IA	3
Advisory	0
Total	6

Total Utilization Rate



- Available Student Periods Utilized
- Surplus Student Period Capacity

Special Education Department - Space Availability

Room #	Primary Use	Available Capacity
C117	Special Education	63
A116-2	Special Education	63
Shaw	Special Education	63
Department Capacity		189

Special Education Department - Room Loading

Room #	Courses Provided	Avg. Student Periods Per Day	Avg. Student Teacher Asst. Periods Per Day	Percent Utilized
C117	Inclusion ELA 6		0	0.00%
C117	Inclusion Math 6		0	0.00%
C117	Academic Support		0	0.00%
C117	Academic Support		0	0.00%
C117	Academic Support		0	0.00%
C117	Inclusion Math 7		0	0.00%
C117	Academic Support		0	0.00%
C117	Advisory	0	0	0.00% **
		0	0	0.00%
A116-2	Academic Support	3	0	4.76%
A116-2	Reading Foundations	2	0	3.17%
A116-2	English 11/12	2	0	3.17%
A116-2	Academic Support	4	0	6.35%
A116-2	Academic Support		0	0.00%
A116-2	Advisory	0	0	0.00% **
		11	0	17.46%
Shaw	Algebra Concepts	3	0	4.76%
Shaw	Academic Support		0	0.00%
Shaw	Algebra 1B	1	0	1.59%
Shaw	Academic Support	6	0	9.52%
Shaw	Pre-Algebra 8	3		
Shaw	Algebra IA (LS)	3	0	4.76%
Shaw	Advisory	0	0	0.00% **
		16	0	20.63%
Department Total		27	0	

Average students per period: 0

Average students per period: 2

Average students per period: 3

Average students per period: 2

Average Efficiency of Rooms Utilized by this Department:

14.29%

** Advisory student total is an average

Sheffield Area Middle/High School Capacity Per Period

Warren County School District | Capacity Study

Unscheduled Rooms - Space Availability (Middle & High Rooms)		
Room #	Primary Use	Available Capacity
A103	STEM	0 *
A102-2	Computer	157.5 *
C116	Full-Size Classroom	157.5
D101	Computer	157.5 *
D136	21st Century	157.5 *
E127	Choral Room	157.5 *
Department Capacity		787.5

Unscheduled Rooms - Space Availability (Elementary Rooms)		
Room #	Primary Use	Available Capacity
H109	Special Education	*
H151	Special Education	*
H143	Title I	*
G111H	Multipurpose	*
G152	Kindergarten	*
G113	Kindergarten	*
H146	First Grade	*
H144	First Grade	*
H141	Second Grade	*
H139	Second Grade	*
G128	Third Grade	*
G126	Third Grade	*
G122	Fourth Grade	*
G120	Fourth Grade	*
G118	Fifth Grade	*
G116	Fifth Grade	*
Department Capacity		0

Additional Notes:

Using a FTE capacity of 25 (Full-size classroom).

* Room primary use as per District's Key Plan

Sheffield Area Middle/High School Capacity Per Period

Warren County School District | Capacity Study

Room No.	Department	Primary Room Use	Available Capacity	Avg. Student Periods Per Day	Percent Utilized	FTE
Art Department						
D102	Art Department	Art	126	43	34.13%	25
		Average Efficiency of Rooms Utilized by this Department:			34.13%	
Computer & Technology Department						
Library	Comp & Tech Department	Communications	126	24	19.05%	20
		Average Efficiency of Rooms Utilized by this Department:			19.05%	
Family & Consumer Science Department						
C109	Various FCS	Various FCS	243	50	20.58%	30
Language Arts Department						
C115	English Department	English/Social Studies	157.5	68	43.17%	25
A114	English Department	English	157.5	87	55.24%	25
A116	English Department	English	157.5	93	59.05%	25
A121-2	English Department	English	157.5	41	26.03%	25
		Average Efficiency of Rooms Utilized by this Department:			45.87%	
Math Department						
C109	Math Department	FCS/Math 7	157.5	30	19.05%	25
A119	Math Department	Math 6/Algebra	157.5	102	64.76%	25
A120	Math Department	Algebra/Geometry	157.5	77	48.89%	25
A120-2	Math Department	Algebra	157.5	6	3.81%	25
		Average Efficiency of Rooms Utilized by this Department:			34.13%	
Music Department						
Band	Music Department	Band/Chorus	157.5	34	21.59%	25
		Average Efficiency of Rooms Utilized by this Department:			21.59%	
Physical Education & Health Department						
Gym	Physical Education Department	Physical Education	207.9	78	37.52%	33
		Average Efficiency of Rooms Utilized by this Department:			37.52%	
Science Department						
B103	Science Department	Environmenta/Biology	157.5	79	50.16%	25
TBD	Science Department	Science 6,7,8	157.5	96	60.95%	25
Hayes	Science Department	Physics/Chemistry	157.5	43	27.30%	25
		Average Efficiency of Rooms Utilized by this Department:			46.14%	
Social Studies Department						
A102	Social Studies Department	Social Studies	157.5	69	43.81%	25
Knisley	Social Studies Department	Social Studies	157.5	81	51.43%	25
A117	Social Studies Department	Social Studies	157.5	92	58.41%	25
A118	Social Studies Department	Social Studies	157.5	33	20.95%	25
		Average Efficiency of Rooms Utilized by this Department:			43.65%	25
World Languages Department						
A121	World Languages Department	Spanish	157.5	52	33.02%	25
		Average Efficiency of Rooms Utilized by this Department:			33.02%	

Sheffield Area Middle/High School Capacity Per Period

Warren County School District | Capacity Study

Room No.	Department	Primary Room Use	Available Capacity	Avg. Student Periods Per Day	Percent Utilized	FTE
Special Education Department						
C117	Special Education Department	Special Education	63	0	0.00%	25
A116-2	Special Education Department	Special Education	63	11	17.46%	25
Shaw	Special Education Department	Special Education	63	16	25.40%	25
Average Efficiency of Rooms Utilized by this Department:					14.29%	
Unscheduled Rooms						
A103	Unscheduled	STEM	0	0	0.00%	25
A102-2	Unscheduled	Computer	157.5	0	0.00%	25
C116	Unscheduled	Full-Size Classroom	157.5	0	0.00%	25
D101	Unscheduled	Computer	157.5	0	0.00%	25
D136	Unscheduled	21st Century	157.5	0	0.00%	25
E127	Unscheduled	Choral Room	157.5	0	0.00%	25
Average Efficiency of Rooms Utilized by this Department:					0.00%	
Total Efficiency			4356.9	1305	29.95%	783

Sheffield Area Middle/High School Capacity Per Period

Warren County School District | Capacity Study

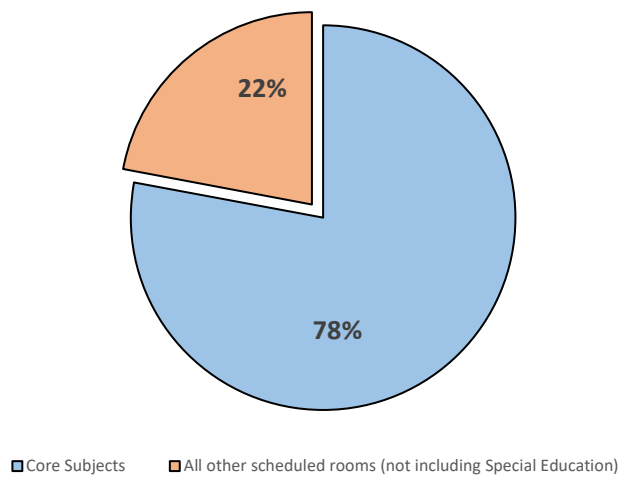
Color Key	Department	Primary Room Use	Available Capacity	Avg. Student Periods Per Day	Percent Utilized
	Art Department	Art	126	43	34.13%
	Computer & Technology Department	Computer, Pre-Eng & Tech	126	24	19.05%
	Family & Consumer Science	Various FCS	243	50	20.58%
	Language Arts Department	Language Arts	630	289	45.87%
	Math Department	Algebra, Geometry, Calculus	630	215	34.13%
	Music Department	Band & Choir	158	34	21.59%
	Physical Education & Health Department	Physical Education	208	78	37.52%
	Science Department	Biology, Chemistry & Physics	473	218	46.14%
	Social Studies Department	History/Civics	630	275	43.65%
	World Languages Department	French & Spanish	158	43	27.30%
	Special Education Department	Special Education/Resource	189	27	14.29%
	Unscheduled Rooms	Unscheduled	788	0	0.00%
Total Efficiency			4,357	1,296	29.75%
Average Students Scheduled Per Period				185	

Sheffield Area Middle/High School Capacity Per Period

Warren County School District | Capacity Study

Core Subjects

Department	Available Capacity	Avg. Student Periods Per Day	Percent Utilized
Language Arts Department	630	289	45.87%
Math Department	630	215	34.13%
Science Department	472.5	218	46.14%
Social Studies Department	630	275	43.65%
Totals: Core Subjects	2362.5	997	42.20%
Totals: All other scheduled rooms (not including Special Education)	882	282	31.97%
Grand Totals	3,245	1279	39.42%



Total Space Utilization

	Available Capacity	Percent of Total Available Capacity
Total Building Student-Period Capacity	4,357	
Scheduled Student-Periods	1,296	30%
Surplus Student Period Capacity	3,061	70%

